

Loving one another. Learning for our future



15 March 2024

[www.scwsm.rbkc.sch.uk](http://www.scwsm.rbkc.sch.uk)



### Year 6's Blog

Welcome to Year 6's amazing blog!

In English we have been learning about travel writing. We have been writing a descriptive piece about our chosen country – Croatia, morocco, Amalfi coast, and Algeria – , then paired up into groups/partners to create a colourful brochure/travel booklet about the country we were researching. We also were given travel books and texts to analyse and get inspiration from. As we were doing this task, we noted down/ highlighted descriptive words and (noun) phrases to add to our piece of writing.

In Maths we have been learning about scale drawings and ratio, an example of ratio is when you open up an atlas or a map for an example is 5:8 also you can make a grid and there can be 1 red square for every 4 blue square. An example of scale is, there is a rectangle and it's 5x3 you could enlarge it by 3and the result would be 15x9.

In Geography, we are learning about the continent, South America. In south America, there is in total 13 countries; Argentina, Colombia, Peru, Venezuela, Guyana, French Guyana, Suriname, Brazil, Paraguay, Uruguay, Chile, Bolivia, and Ecuador. We were also given a task where we had to pick a place to research about: The Salt Flats, The Andes Mountain Range, The Waterfalls, and lastly, The Mountains. Before we started doing this task, we labelled some pictures with the 7 continents and 13 countries of South America.


### PSHE

In PSHE, we have been having a woman named Miss Alexis come to our class and teach us the safety of living and peer pressure. A few people were given a piece of paper to create a small poster and to write facts/take notes while Miss Alexis was teaching our class and showing us the slideshow and videos she has prepared for us.

### The Glass Heart Workshop; Year 6 Trip

On this trip that our class have went to, we were led by a woman named Gaby. We saw many abstract and interesting sculptures/ models made all out of glass. After we had seen all of the fantastic sculptures and art, we went back to the room and we got given a piece of paper to sketch our designs and we were drawing/ painting onto a piece of thin glass. In my opinion, I really enjoyed this trip and I would love to go there again.

*By Cole and Giya*



**Leopold YN** "In RE we made the garden of Gethsemane. Jesus went there to have peace and to pray."

*“The mind is not a vessel to be filled but a fire to be ignited.” Plutarch*



**Omayama Y1** *“For Book Day I got dressed up as snow white. Its my favourite book because she so beautiful.”*



### Year 4's Blog

Welcome to year 4s fantastic blog!

In Maths we are learning about fractions. Did you know that a unit fraction is a fraction with a one on top and a non-unit fraction is a fraction with a higher number than one. If we have a fraction with the same number on top and the bottom it is equal to one whole. E.g. 7 on top and 7 on the bottom is equal to 1 whole.

In History we continued to learn about the Ancient city states. Athens is the capital city of Greece then and now. We did posters of each city states such as Delphi, Sparta, and Athens. We also looks at the story of Alexander the Great. He conquered enough land to create a 5.1 million km2 empire. He became the Pharaoh of Egypt and established the famous city of Alexandria which was named after himself.

In Art we are learning about still life painting. We explored how artists created mood in their painting and how it makes us feel. We used appropriate vocabulary to describe the painting. Such as gloomy, empty, dull, and lifeless.

In Re we are learning about the Holy Communion. It began at the Last Supper when Jesus and his disciples had gathered to eat the last meal before he was crucified. Now days we have the Holy communion in Churches to remember that. We also recall the meaning of the Holy Communion Service. We then wrote down what good deed he did in the past. I wrote that I helped a lady in a wheelchair cross the road.

In Spanish we were learning about healthy and unhealthy food and we learnt how to say healthy and unhealthy in Spanish too. At the end of the term, we made faces to show it. On one side we did fruits and veg and on the other we did unhealthy things like candy and cookies.  
*From Malak*

## Head Teacher's Letter

Dear St Cuthbert children and parents,

Happy belated WORLD BOOK DAY and thank you to all families involved in getting dress-up outfits ready for today!

We have excellent Spanish learning to share today. A big thank you to Ms Calero and the children for their work in celebrating Mother Language Day (21st February) and for creating such a brilliant display. Another big thank you, Ms Calero, for creating such an exciting Spanish lesson for Y4 this week. The happy/sad faces made with healthy and unhealthy foods were so well crafted- and thoroughly well sampled, I am sure. Real works of art - well done to Y4.



And I was shown some magnificent learning about fractions on Wednesday-well done to Y3 and Y4 for such dedicated focus on this topic! Tala and Kate could tell me everything I would ever need to know about fractions, so I think a shout-out is due for their teacher, Miss Smith as well! Staying with Y3, we also have a special mention for Yusuf who produced amazing sentences about Bob the Street Cat during the English Biography topic. Now we head to Y1 to celebrate a project,



and it's well done to Anatole for creating a masterpiece-castle which even includes a working draw-bridge! (I had great fun testing it) So much marvelous learning over past weeks and how lovely to be able to showcase this hard work in our newsletter today.



Now finally, we were glad to see sunshine again yesterday- albeit for a short time - enabling some classes to enjoy cricket outdoors for the first time this half term! Maybe the weather might just be starting to behave?




With best wishes for an enjoyable weekend,

Miss Putterill and the St Cuthbert Teaching Team



**Talia Y3** *“In Maths we have been doing fractions and equivalent fractions. We also did comparing fractions with same and different values.”*

**Anatole Y1** *“I made my castle with my mum and dad at home. In the castle the king and queen live in the castle as well as the cooks and the knights.”*





## Year 5's Blog

Welcome to Y5's super-duper blog!

In English, we were discussing about 'for and against' points. I (Adan) was in Anand and Hannah's group. Miss Boateng (our teacher)

gave us a sheet to read about which vehicles should be banned from the city. After we had to cut out some strips of paper with different statements on them to sort them into against or for boxes. One statement for a 'for' box was: you'll learn skills you might not pick up at school, including discipline, teamwork and how to deal with success and failure. And for the 'against' box was: Not everyone is good at learning languages- some might find the experience frustrating and stressful.

In Art we are continuing to learn about illuminated Art. Our topic was: the work of others by looking at their work in books, the Internet, visits to galleries and other sources of information. We had to write 10 paragraphs. Two facts from the lesson were: 1st the first civilisation that used illuminated manuscript were the Egyptians. 2nd The parchmenter, the scribe and illuminator are the people who were involved in the creation of illumination.

In R.E. we had to plan and write Jesus' perspective. For our task we had to make 5 boxes which included our 5 senses touch, smell, taste, hearing and sight. We had to note about what Jesus had smelt, heard, tasted, saw and felt when he was on the donkey riding to Jerusalem. Then we started to write the extended write. Father James came in to our class and talked more about Palm Sunday, then he gave us palm leaves to feel. One palm leaf was dried and plain but the second one was delicately detailed with more stuff on such as coloured fur and dried flowers.

### SCIENCE WEEK

In Science the school had a topic which was time but each class had a different topic about time. Our class did space. We were split into groups and our group did Apollo years. We had to make a PowerPoint about it. 1 fact about Apollo Years is: On May 25th 1961, President John F. Kennedy announced for the U.S. to perform itself to land as an astronaut on the Moon by 1970.

*Now it's the end of our supa-dupa blog! BY ADAN AND MARJO!!!*




**Fantastic castle projects from Year 1.**



**Year 1 & 2 all dressed up as their favourite book characters.**

### Louie Y2

*"In English we are learning about the four seasons. They are spring, summer, autumn, and winter. From November to February its winter. Now its spring time."*



**Tala Y3** *"In Science we are learning about fossils. It was Mary Anning who discovered that some fossils are old dinosaur bones."*



**An amazing Willy Wonka chocolate cake made by our lovely Emma for our international book day!**



**Anays YR** *"In Science we learnt about the human life cycle. First there is a baby and its grows up to be a grownup. I am a child now."*



*'As a school community we are inspired by the parable of the Good Samaritan from the Bible (Luke 10:25-37), where we are encouraged to love one another courageously and with compassion. Through friendship, kindness and thoughtfulness, we will nurture each other to learn and flourish as individuals.'*

**Loving one another. Learning for our future.**

**STAR LEARNERS OF THE WEEK**

**Congratulations to you all!**

- YN Luca For showing heaps of enthusiasm in his learning.
- YR Anays For her well-thought out explanation of the human life cycle.
- Y1 Jai For encouraging and celebrating his peers during Maths.
- Y2 Jani For flourishing in Maths and finding doubles.
- Y3 Aisha For excellent effort and presentation when adding fractions in Maths.
- Y4 Prince For trying really hard in English writing about penguins.
- Y5 Eliza For having the courage to participate in class. Well done!
- Y6 Jasmine For excellent effort in all of her work.



**HOME WORK HOTSHOTS OF THE WEEK**

**Congratulations to you all!**

- YN Vedha For creating a detailed 3D model of a farm.
- YR Anyi For spelling 5 CVC words correctly. Great achievement!
- Y1 Anatol & Zara For creating a wonderful 3D model castle.
- Y2 Kylo For creating a detailed Tudor house.
- Y3 Ibrahim For improving his hand writing and presentation.
- Y4 Alfred For trying hard in his homework especially his handwriting.
- Y5 Kleon For recalling the tricky CVC words correctly.
- Y6 Aisha & Sarah For creating a beautiful farm project.

**Puzzle Time**

**DOUBLE PARKING**

Please can parents respect our request not to double-park at drop-off and pick-up times. This creates danger for our pupils and blocks exits and entrances for residents. If this issue persists, the residents will take action by asking the council to block the road.

**Parts of a Book**

**Word Search**

DIRECTIONS: Find and circle the vocabulary words in the grid. Look for them in all directions including backwards and diagonally.



**Well Done**

**Mehdi from Year 6** for getting the right answer for last week's puzzle.


There will be exciting prizes, for the right answer to this week's puzzle handed in on **Thursday**. Please write your name and answer on a separate piece of paper. **Good luck!**

**Solution for last week's puzzle**

**I Love Pancakes!**

**Word Search**

DIRECTIONS: Find and circle the vocabulary words in the grid. Look for them in all directions including backwards and diagonally.



- GOLDEN
- GIRDLE
- HOMEMADE
- MAPLE
- MORNING
- PANCAKE
- SAVORY
- STACK
- SUNDAY
- SWEET
- SYRUP
- TASTY
- TREAT
- WAFFLE

**ACKNOWLEDGEMENTS**

- APPENDIX
- AUTHOR
- BIBLIOGRAPHY
- CALL NUMBER
- CHAPTER

**COPYRIGHT**

- COVER
- FOOTNOTE
- GLOSSARY
- ILLUSTRATOR
- INDEX

**INTRODUCTION**

- PREFACE
- PUBLISHER
- SPINE
- TABLE OF CONTENTS
- TITLE



**Warwick Road  
Earl's Court  
London  
SW5 9UE**

**Phone: 020 7373 8225  
E-mail: info@scwsm.rbkc.sch.uk**



**ACKNOWLEDGEMENTS**