

Loving one another. Learning for our future



02 February 2024

www.scwsm.rbkc.sch.uk

Year 6's Blog

Welcome to Year 6's fantastic news!



In Science, we have been learning about electricity and how it travels through the wires, and crocodile clips. In the 2 weeks of learning about electricity, we had to make a circuit that didn't work and write why it didn't work. After we fixed the circuit to make it work, you could also use a light bulb, buzzer, or motor. We made a huge mind map which was full of vocabulary and some blue questions that we will answer at the end of the term.

In RE, we visited a Buddhist temple which was an amazing experience. We got to use a laser and point at different signs on the wall to ask questions about what it was. It was very relaxing because we got to cross our legs and meditate and we also rung the gong that belonged to the Buddhist people. Then we had lunch downstairs at the temple which was pretty relaxing and comfortable.

In Maths, we learned about dividing and multiplying fractions e.g. for multiplication numerator times numerator and denominator by denominator, and the same with division but there are some steps. Then we solved tricky word problems and we had to find the operations for the word problems. We also underlined the keywords in the question.

In PSHE, we learned about spending money and loans and also the increase rate. We had to pick one of four people we would want to use a loan from Ms. Rachel told us it would be better to pick the less amount that you can use on the loan because you will never know if you can pay back the money that you have borrowed and pick the less amount of interest rate e.g. I borrow 1000 from the bank. The bank's interest rate might be high because the Bank of England makes the money.

In DT, we have been learning the new types of stitches that we will use to make a phone holder that will hold our phones. We have been watching videos that showed us 3 different types of stitches such as running stitches, cross stitches, and back stitches. We started to measure our phones to see how wide the thread would need to be to cover the whole phone so we could make our holders and use them home.

FOOTBALL NEWS, Our school football team went home with a 3-0 win. They have won 5 games in a row and have not lost a single tournament game, yet we send our hopes for next week! *By Terey and Mohamad*




DATES FOR YOUR DIARY:

- Half Term
12th – 16th February



Leopold YN "We read the story about Barry the Fish With Fingers. Then we painted fish in Art."




Anays YR "We wrote a story about The Naughty Scooter. We said our ideas and Mrs Eveline wrote it on the big book."



Good Samaritans

Lamiaa from Year 1, is this week's Good Samaritan for helping to tidy up at the end of lunch with out being asked. Mrs Polad is also our Good Samaritan for giving her time to help a friend.

"The moment you doubt whether you can fly, you cease for ever to be able to do it." Peter Pan, J.M. Barrie



Fatma Y3 "In Science we experimented on different rocks with vinegar. We tasted chalk, marble, basalt, granite, slate, sandstone, and limestone. Only the marble, limestone, and chalk reacted with the acid. The chalk fizzed the most."



Year 4's Blog

Welcome to our astonishing blog!

In English, we were focusing on the story of Little Red Riding Hood. We made a planning sheet that included characters, setting, problem/solution, and what elements of the fairy tale there will be. We then filled the boxes with answers. Then we wrote and drew our version of the story by changing one aspect of the known fairy tale.

In RE, we continue to learn how the Hindus worship at home. We looked at the shrines found at home. The Hindus worship and pray at home. Some the items that are in shrine are the puja tray, a bell to wake the god, a water pot an offering to the god and to wash the statue- symbol of purity, a diva lamp to symbolise enlightenment, Incense and flower, burning incense sticks fill the room with scent, symbolising the presence of the deity. Flowers are often placed in the shrine to honour the deity, and kum kum powder for making a coloured mark on the worshipper's forehead shows honour to the deity and reminds the worshipper of their devotion throughout the day.

In Science, we explored the properties of liquids. We experimented by making a race of different liquids by pouring the liquids into a clear cup. We raced golden syrup versus hand soap. We also did water versus hand soap. Lastly, we raced oil versus syrup. Before that, we wrote our predictions of which liquid will win. We found out that the hand soap, water, and olive oil were the fastest to pour into the cup.

In Maths, we used our knowledge of times table facts to help us solve different levels difficulty word problems. *By Malak and Raya*

Head Teacher's Letter

Dear St Cuthbert children and parents,

Saying farewell to the final days of January and welcoming in the new month of February has felt quite exciting for a number of reasons. Some of our Y6 pupils enjoyed a wonderful Diocese service at St Paul's Cathedral



yesterday, taking along our school banner (thank you Ms Aavan) and visiting one of the globes from the arts education project, The World Reimagined. There are 103 globes across the UK, and this one is named Tributaries of Knowledge.



And in school, another special event, Candlemas, was celebrated. Representatives from each class lit a candle as we recalled the special occasion of Jesus being presented at the Temple, 40 days after his birth.

And with lighter and brighter days on our doorstep, our children are heading out and about – Y6 visiting the Buddhapadipa Temple yesterday, Y1&2 visiting a Synagogue next week, and our Reader's Cup team attending the competition at Thomas's on Monday.

Finally, a big thank you to Molly who presented an amazing session for KS2 yesterday on staying mentally healthy. Judging by the questions and participation, much excellent learning took place!

And now once again, our much-loved weekend heads our way and we wish you two days of relaxation and down-time.

With kind regards,

Miss Putterill and the St Cuthbert Teaching Team





Year 5's Blog

Welcome to Year 5's fascinating blog! In English, we are learning to write a short narrative with dialogue. Then we had 3 scenarios to choose from.


One was about a fox and a rabbit. The fox wanted to eat the rabbit so he was trying to persuade the rabbit to come out of her hut. The other one was a bird and a crow fighting over leftover bread. The third one was a cat that wanted to play by herself but then the dog wanted to play with the cat. We paired up into partners and wrote a role-play with a conflict scene and we used informal language.

In Maths, we continued converting mixed numbers into improper fractions. Then we drew diagrams to make whole numbers when converting improper fractions into mixed numbers. We also moved on to a more abstract approach using division and remainders.


In Science, we carried on with the properties of materials. We identified materials that can and cannot dissolve. Sugar is a soluble material that will change its form when mixed with water. Flour, coffee grains, and rice are not soluble. We also looked at reversible changes by separating materials. We recorded our experiments on our books as a group. We used filtering and sifting to separate the materials. We separated rice from flour. We then recorded our findings.

In RE, we are still learning about Sikhism. We now moved on to understanding how equality and Sawa (selfless service) are shown in the Langar (is the community kitchen of a Gurdwara, which serves meals to all, free of charge, regardless of religion, caste, gender, economic status, or ethnicity.) And how Langar functions today as well as the link between Sikh beliefs about equality, Sawa and Langar. We then had a choice of two questions. The first one was, when did you experience inequality? The second one was, what do you consider inequality? We wrote our experiences and the equalities that are in the world today such as disability, racism, and body shaming.

In DT, we designed our own bread as a product for a specific occasion or person. Then we had to label our type of bread. After, we wrote a specification about what ingredients would you add to the bread. And when would you eat it? What type of bread is it? sweet or savoury? did you add any fresh or dried fruit or products?



By Hannah and Yusuf. Have a nice weekend!



An amazing display from Reception class about their learning journey.




Nursery's beautiful display of children's names and their writings.



Year 3's fantastic collection of photo frames.



Anatole Y1 "In Maths we went outside to the small playground and wrote numbers on the floor with chalk. We wrote in twos up to 20."



Ezare Y3 "In DT we made free-standing photo frames with our partners. We made it using cardboard, sellotape, and paper."



Haider Y2 "In RE we are learning about Rosh Hashanah festival celebrated in September. It's a festival where Jewish people reflect on their good or the bad deed. We are going to a synagogue on Monday to learn more."

This Week's Attendance

Class	Attendance
Y5	98.42%
YN	91.44%
Y2	90.83%
Y4	90.00%
YR	89.38%
Y3	89.29%
Y1	88.46%
Y6	88.00%
Total	91.00%

'As a school community we are inspired by the parable of the Good Samaritan from the Bible (Luke 10:25-37), where we are encouraged to love one another courageously and with compassion. Through friendship, kindness and thoughtfulness, we will nurture each other to learn and flourish as individuals.'

Loving one another. Learning for our future.

STAR LEARNERS OF THE WEEK

Congratulations to you all!

- YN Elena For showing good understanding of RE story.
- YR Nidaa For doing good Maths work for one more and one less activity.
- Y1 Jacob For brilliant work in his maths and thinking creatively in Art.
- Y2 Raphael For enthusiastically trying in all of his end of unit tests.
- Y3 Yuxuan For giving 100% effort in her learning.
- Y4 Rene For tremendous contribution during his Science lesson. Keep it up!
- Y5 Yusuf For his amazing bread design in DT.
- Y6 Andy For fantastic results in every assessment! Well done!



HOME WORK HOTSHOTS OF THE WEEK

Congratulations to you all!

- YN Tristan For following instructions during tidy up times.
- Y1 Zara For showing thoughtfulness and supporting her friends.
- Y2 Ghaidaa For creating a fantastic 3D model of a car.
- Y3 Talia For excellent effort in her reading and homework.
- Y4 Lyla For detailed homework on Author of the Term.
- Y5 Milly For always taking pride in her homework.
- Y6 Sumaiya For very neatly presented homework every week.

DOUBLE PARKING

Please can parents respect our request not to double-park at drop-off and pick-up times. This creates danger for our pupils and blocks exits and entrances for residents. If this issue persists, the residents will take action by asking the council to block the road.

Puzzle Time

There will be exciting prizes, for the right answer to this week's puzzle handed in on **Thursday**. Please write your name and answer on a separate piece of paper. **Good luck!**

Name: _____ Date: _____

WORD SEARCH DIRECTIONS: Find and circle the vocabulary words in the grid. Look for them in all directions including backwards and diagonally.

O	D	Z	C	J	Y	A	D	G	O	H	D	N	U	O	R	G	A	B
K	N	I	P	P	W	I	N	T	E	R	I	A	S	G	C	N	G	N
D	B	K	P	S	U	I	R	A	U	Q	A	Y	V	A	S	N	O	W
F	Y	R	A	U	R	B	E	F	N	R	Z	F	N	K	I	P	F	E
I	I	D	F	B	C	Q	P	J	C	O	B	D	S	S	R	M	R	I
R	C	B	F	O	E	A	Q	B	C	J	L	Q	A	E	L	O	V	E
E	H	S	P	T	R	A	E	H	T	E	E	W	S	K	J	R	Y	L
P	O	A	T	L	V	A	Z	U	L	L	K	I	Y	N	L	R	P	F
L	C	R	A	L	Y	F	R	I	E	N	D	S	H	I	P	M	B	K
A	O	G	H	Y	X	A	G	U	N	E	W	J	V	H	M	W	I	L
C	L	I	J	D	M	H	P	X	N	K	A	J	Y	A	V	S	V	E
E	A	D	V	K	T	I	D	T	L	J	V	Y	L	Z	S	Z	A	A
K	T	R	S	Z	S	J	S	C	A	R	N	A	T	I	O	N	L	P
Q	E	A	K	C	C	D	S	E	S	O	R	I	W	R	D	E	Y	
R	K	M	E	U	A	L	J	Q	W	R	O	M	A	N	C	E	N	E
O	T	S	I	E	D	M	X	E	H	E	A	R	T	X	T	A		
G	N	I	K	S	K	H	M	O	Z	F	T	E	R	C	I	R		
Y	E	B	Y	H	X	I	U	R	S	U	X	C	H	Z	G	R	N	Z
Y	W	O	F	Z	T	G	D	C	H	I	V	R	S	G	F	Q	E	M

Well Done

Anna (Y6) for getting the right answer for last week's puzzle.

Solution for last week's puzzle

Easy as Pie

DIRECTIONS: Find and circle the different kinds of pie in the grid. Look for them in all directions including backwards and diagonally.

Word Search

N	I	K	P	M	U	A	B	B	N	O	M	E	L	X	B	K			
H	Q	S	J	K	Q	U	H	B	W	D	K	L	T	X	W	Z	D	B	
I	C	A	K	T	Y	Z	H	T	E	A	Y	P	F	X	V	M	U	E	O
H	Z	Z	A	U	D	T	G	S	O	I	A	B	A	E	R	E	V	H	D
E	Z	P	N	R	E	K	E	H	S	S	P	K	A	O	A	O	Y	O	
C	Z	S	D	O	D	R	E	V	L	J	J	P	B	B	L	L	B		
N	Y	C	U	M	K	L	I	W	Q	U	L	A	O	S					
O	R	N	E	R	L	U	G	L	E	V	X	K	H	I	C	I	W		
A	A	E	Z	O	T	R	S	B	A	I	D	O	R	P	B	Q	I		
M	A	Z	O	T	R	E	G	E	R	K	T	R	A	N	I	R	T		
E	N	R	I	J	E	R	M	K	G	Y	H	X	Y	K	O	U	R		
C	J	W	F	A	Z	Q	S	J	K	G	B	A	L	Z	H	U	B		
N	I	C	E	Y	T	G	J	F	J	D	V	C	L	U	K	T	M		
I	K	P	N	S	R	Z	L	Z	G	P	W	O	Q	Q	G	K	X	O	
U	Q	J	P	P	J	J	Y	T	M	A	C	A	D	A	M	I	A		
W	N	L	L	T	E	B	E	R	R	Y	Y	G	J	O					



**Warwick Road
Earl's Court
London
SW5 9UE**

**Phone: 020 7373 8225
E-mail: info@scwsm.rbkc.sch.uk**