

# Loving one another. Learning for our future.

‘Our school community is inspired by the parable of the Good Samaritan from the Bible (Luke 10:25-37), where we are encouraged to love one another with courage and compassion. Through friendship, kindness and thoughtfulness, we will nurture each other to learn and flourish as individuals.’

[www.scwsm.rbkc.sch.uk](http://www.scwsm.rbkc.sch.uk)

Living our Vision

17 March 2023



## Year 6's Blog

Welcome to Year 6's blog!

This week we will make you jealous! We had 2 projects to do and finish!

Honestly, we didn't do much English this week... BUT, BUT, BUT- We DID do the Highwayman. We watched a video animation about The Highwayman. We suggest that you watch the video!

In DT, we finally finished the moving vehicles project that we were talking about so much! It was a really fun experience connecting the wires and finally enabling for them to move so we could have fun racing each other around the classroom! Unfortunately, Jennifer and I haven't been able to complete our car but we are almost there! Wish us the best luck!

During History, we were creating our own Chinese Dynasty themed board game. Our game was based on monopoly, where we have yen (Chinese money) and characters. The objective of the game is to navigate around the board three (3) times before beginning a war between the two (2) kingdoms. Each character has their own duties and power. We are currently in the process in making the 3d version of our game.

In Maths, we were doing algebra: to solve equations with two (2) missing numbers. In order to find the two missing numbers in the algebraic equation we had to find all of the factors of a certain number in the question. We also did some basic algebra for example ( $22 + x = 26$ ) the  $x$  would be 4 because you would have to do the inverse ( $26 - 22 = 4$ ) hope this helped you for your own algebra equations! If you have any questions just find Lea and Jennifer in the y6 classroom!

And finally, we have RE. In RE, we were writing about the Easter story in an onlooker's perspective. I was the disciple, watching the situation from the side lines. It was.... REALLY FUN. Sure.

Anyways, this concludes our blog! Have a Marchellous afternoon! By the way, don't you not like MONDAY MORNINGS? *Lea & Jennifer.. your best friends xxx*

## SPECIAL DATES

- **St Cuthbert day—Monday 20th March, - 2pm in St Cuthbert church. All parents welcome.**
- **Easter break— 3rd-14th April**
- **Summer term starts— 18th April**



**Charsey**

YN "We made beautiful cards for our Mummies."



## Year 5's Blog

Welcome to our amazing blog!

In English, we have been learning about a poem called 'Jabberwocky' by Lewis Carroll. It's about a boy who slayed a monster called the Jabberwocky. Then we annotated the poem and used highlighters to highlight words we didn't know of. We also

identified features like title, verse/ stanza, portmanteaus and alliterations. We finally wrote our own similar poem with a different monster and a setting. The only thing that's the same would be that there are the same syllables in each line and 4 lines in each verse.

In Maths, we have learning about how to turn decimals into fractions and vice versa, e.g.:  $1.1 = 1$  whole  $1/10$ . We have also been learning about hundred squares and the bus stop method to help us with our division questions.

In Art, we have been learning about illuminated letters used in older books, and pieces of writing. We have made a list of words that we have been learning about, and we have also been drafting our initials that we are going to decorate with illuminated designs.

In RE we have been learning about Good Friday. We answered some questions according to Good Friday story. Before that, we drew a hot cross bun because it relates to Good Friday. *By Giya and Ali*



**Anaias YR** "In Maths we are learning about 3D shapes. They are the cube, the cone, the cylinder and the sphere"



# St Cuthbert with St Matthias CE School

**"If you don't like to read, you haven't found the right book." J.K. Rowling**



**Alfred Y3** "We are learning about St Cuthbert as a teenager. He was a shepherd and went on an adventure where he went hungry. When he prayed suddenly an eagle dropped salmon at his feet."

**Melisa Y2**

"In Maths we learnt about measuring liquid using millilitre. We also compared different liquids of the jug. We put the signs of less than, more than and equal to."



**Year 4's Blog**



Welcome to the brilliant blog of Year4!

In English we learnt about how to write a persuasive letter about Daintree Rainforest in Australia. Firstly we listed the PEEL, which are point, evidence/example, explanation and link. We then wrote a letter to persuading Madam Alisa, who is responsible for cutting all the Kapok trees. We used our points and evidence to explain why we shouldn't be cutting the trees.

In Maths we looked at the areas of rectangles. We used squares to calculate the entire area. We can also multiply the two sides to find out the area. We then compared the areas of some of the objects in our classroom, Such as books, displays and the radiator.

In Art we have been drawing still life paintings. "You don't know how much fun it was!" So first the teachers set up three elegant tables, with velvety cloth covering the table as well as juicy fruits and lovely flowers. Next we started a beautiful sketch drawing a gorgeous vase with some flowers (daisies). Then we drew the fresh delicious fruits. We all did a great job painting our still life paintings.

In Geography we have been exploring the 8 points on the compass, which are, North, North East, East, South East, south, south west, North West. We also tried to find direction using the map and the compass.

By Gabi and Oliver

**HEADTEACHER'S LETTER**

Dear St Cuthbert children and parents,

How lovely to be able to break away from tradition of first sharing great learning from the pupils, and showcase amazing outcomes from our St Cuthbert parents instead! Well done to parents from Thursday's craft group on their skilful candle-making, bead-work and knitting-we certainly have a talented group of mums in St Cuthbert School! Just as a reminder, all are welcome to attend Thursday morning coffee-craft group every week, 9-11am.



A big THANK YOU to Miss Smith and our staff team for their duties each day at the Book Fair, enabling our families to enjoy a little shopping each morning and afternoon. We have seen how excited the children have been with their new purchases-thank you!



And now for a special mention about learning... With St Cuthbert day around the corner, Y1 and Y2 children have been reflecting on why St Cuthbert is the patron saint of otters. Peeping inside their classrooms I spotted 'Ode to the Otter' poems in Y1 and furry otters in Y2, so I am sure we have a treat in store for us on Monday!




And finally it is time for our weekend! We wish you a restful two days ahead!




With best wishes from Miss Putterill and the St Cuthbert Teaching Team.

**REMINDER to PARENTS**

Please remember that we are trying to encourage healthy eating and we ask that regular snacks at the end of each day should be healthy snacks-NOT crisps and chocolates. We have bake sales and treat days every now and then and at those times we can enjoy these items as treats.




**Aziza Y3** "In English we are learning about fiction and non-fiction. Fiction is not true. Non-fiction writing includes fact files, recipes and biographies."




**Kylo Y1** "In English we wrote a letter to the Orange crayon. He was fighting to be the colour of the Sun. My letter is to cheer him up that he can be the colour of the sunset."



**Tala Y2** "In English we are learning about St Cuthbert and the Otters story where he was praying in the freezing sea. His feet were cold and wet. The Otters came and dried his feet."



**Mia Y2** "In English we are learning to write a poem. We wrote an otter poem for St Cuthbert day."



**Year 4's great display of History learning about the Ancient Greeks.**



**Year 3's superb aqueducts from the Roman civilisation.**



**Year 5 and Mrs Avan made this incredible image of our St Cuthbert. We will be taking it to the church on Monday to celebrate St Cuthbert's Day.**



**Year 2 children proudly showing their fantastic London houses from the Great London Fire.**



**Year 4 taking part in our Skipton on a lovely Friday afternoon.**

This Week's Attendance

Class	Attendance
YR	97.0%
Y4	94.8%
Y2	94.7%
Y6	93.3%
Y5	91.5%
Y1	88.7%
YN	87.0%
Y3	86.2%
Total	91.9%



**Music Maestro of the week:**  
Ethan (Y5) for great answers during our piano topic.



**ST CUTHBERT  
WITH ST MATTHIAS  
CHURCH OF  
ENGLAND  
PRIMARY SCHOOL**

Originally founded as a choir school for St Matthias Church, our school has a rich heritage of education within the context of a Christian framework.

Our school can look back at over a century of providing an excellent education for the children of our community. We have the highest expectations of each one of our children and we work to ensure that every child leaves our school having gained all the important skills and knowledge that will help them become successful in their future life.

**St Cuthbert with  
St Matthias CE  
School**

Warwick Road  
Earl's Court  
London  
SW5 9UE

Phone: 020 7373 8225  
Fax: 020 7460 0424  
E-mail:  
info@scwsm.rbkc.sch.uk  
WEBSITE:  
www.scwsm.rbkc.sch.uk

**STAR LEARNERS OF THE  
WEEK**

**Congratulations to you all!**

- YR Jeanne For being kind and helpful.
- YR Jacob For effectively listening to teacher and supporting his peers.
- Y1 Haider For working hard and trying your best when writing a letter.
- Y2 Sonia For working so hard on telling the story of St Cuthbert and the Otters.
- Y3 Aziza For trying very hard with division facts.
- Y4 Elyaa For writing a very well built persuasive letter.
- Y5 Ethan For working hard and trying his best in lessons.
- Y6 Hassan For following school routines with ease! Well done!

There will be **exciting prizes**, for the right answer to this week's puzzle handed in on **Thursday**. Please write your name and answer on a separate piece of paper.  
**Good luck!**

**Puzzle time**

**Happy Saint Patrick's Day**

Help Ginger McNugget find his way to the pot of gold.



**HOME LEARNERS OF THE  
WEEK**

**Congratulations to you all!**

- Y1 Ghaidaa For always completing her home work to a high standard.
- Y2 Ruth For creating a poster for the Mathematician of the term.
- Y3 Raya For a very detailed Roman Baths project.
- Y4 Lewis For a beautiful History project.
- Y5 Aisha For a well measured Art project.
- Y6 Alfarouk For improving score in Arithmetic assessment! Well done!

**DOUBLE PARKING**

Please can parents respect our request not to double-park at drop-off and pick-up times. This creates danger for our pupils and blocks exits and entrances for residents. If this issue persists, the residents will take action by asking the council to block the road.

*Answer to last week's puzzle*

**Vegetables Crossword**

DIRECTIONS: Fill in the crossword puzzle grid with the name of each vegetable following the numbers and direction indicated. Use the word bank if you get stuck.

ARTICHOKE CUCUMBER  
BEET EGGPLANT  
BELL PEPPER GARLIC  
BROCCOLI MUSHROOM  
BRUSSELS SPROUT ONION  
SPROUT PEAS  
CABBAGE POTATO  
CARROT PUMPKIN  
CORN RADISH