

# Loving one another. Learning for our future.

‘Our school community is inspired by the parable of the Good Samaritan from the Bible (Luke 10:25-37), where we are encouraged to love one another with courage and compassion. Through friendship, kindness and thoughtfulness, we will nurture each other to learn and flourish as individuals.’

[www.scwsm.rbkc.sch.uk](http://www.scwsm.rbkc.sch.uk)

Living our Vision

21 January 2022



## Year 5's Blog

Welcome to year 5's spectacular blog!

In Maths we have been multiplying a fraction by a whole number. We found out how to multiply fractions by a whole number on a number line. We then learnt how to divide fractions by a whole number and we used intervals to help us multiply fractions on a number line. E.g.  $2/5$  divided by  $2=1/5$ . We had a worksheet to complete it was about equivalent fractions.

In English we have been redrafting and editing our traditional tales and transforming them into a story and making better sentence starters. my traditional. We also punctuated speech properly e.g. *"I'm practising all the time,"* said Max.

In Science we conducted an experiment to test the absorbency of different types of tissue. We also talked about the word variable. Variable means the subject is to change. Our prediction was that the blue roll was the most absorbent because it was thicker. Method: we decided to fill a measuring cup 25ml, so we filled actually filled it with 50ml and approximately guessed half of it to make it 25 ml. Then we filled 3 trays with water and waited for the tissue to absorb the water. After that we picked up the tissue and squeezed the tissue into the measuring cylinder. The toilet roll absorbed 8ml out of 25ml; blue absorbed 5ml out of 25ml; and the white tissue absorbed 5 1/2 ml out of 25ml. so the toilet roll won.

In RE we learnt about Sikhism, and we focused on Guru Nanak. He came up with the Sikhism because he was fed up with the arguing between Hindus and Muslims. We also acted out two miracles, one was about a cobra giving him shade and the other was about his buffalo that destroyed, but when they went back nothing was touched. After that we understood the phrase 'no Hindu no Muslim'


In DT we have been learning about bread. We tasted different types of bread and guessed what type of bread it was and described its texture how it looked and how it tasted. My favourite was pita bread and baguette. Some of the words we used were mushy, chewy, delicious and sweet. We also researched about different types of bread and where they are originally from. Did you know baguette came from Austria.

Thank you reading our blog! *By Aiden and Mojtaba* ©



## SPECIAL DATES

- **Art Fair: Thursday 10th Feb, 3.15-5pm**
- **Spring half term break : 14 Feb - 18 Feb**



Musa YN "We read the book called *I Love Animals*. My favourite one is the donkey."



Somaya YR "My butterfly has the same colours on both sides."

## Good Samaritans

This week our Good Samaritan is Finn in Year 6, for being kind and considerate to one of his classmates during a task.




St Cuthbert with St Matthias CE School



**"The time is always right to do what is right." Martin Luther King Jr.**

**Hanna Y3**

*"In Science we have been looking at volcanos and how rocks are formed. The lava in the volcano becomes rocks when it cools down."*



**Malak Y2** *"We are learning about traditional tales. I made a story map of my own story about Rabbits in the Cave with the help of my Dad at home."*



**Aima Y1**

*"In Maths we are working in teams. We use a dice to get numbers, then we take away using a number line."*



**Eliza Y3**

*"We made Mezuzahs in our RE class. They are Jewish door posts decorated with words from the Torah. We have them displayed on our class door."*




**Reminder to Parents**

The school trips payments are to be made on line via Pay360. If you haven't register please speak to Cathy. Thank you.

**HEADTEACHER'S LETTER**

Dear St Cuthbert children and parents,

Our staff team had a wonderful time looking at a sample of English books from all year groups, nursery to Y6, in our staff meeting this week. How lovely it was to take a look again at how the children's writing progresses from mark-making beginnings in nursery to redrafted and succinct paragraphs in Y6! As well as taking note of writing progression, we were also able to look at the great and dedicated effort our pupils are putting



into their work on traditional tales. Thank you to parents and family members for working alongside their children on this project. It has been joyful to hear about and see story-maps of the different traditional tales from our many represented cultures, and here are a few more to showcase...

Another extravagant feature to showcase this week is the emerging rainforest in reception class. My dinner-time duties in the hall each day have been keeping me updated with class learning and reception children have been assessing my knowledge of rainforest facts on an almost daily basis...

Staying on our theme of nature, thank you to our Y1 pupils for planting your seeds for bees! With each class being tasked to plant their seeds in the coming days, we are hoping for a colourful and scented wildflower garden for Earls Court bees in the spring. Until then, we will do our best to nurture our seeds in class as they begin their growing journeys on our St Cuthbert window sills...

And now, with the thought of spring time coming soon, we wish you a warm and restful weekend.

Best wishes,

Gill Putterill and the St Cuthbert Teaching Team





## Year 4's Blog

Welcome to Year 4's fantastic blog! Hope you enjoy reading year 4's Blog!

This week in English we wrote an extract about Little Red Riding Hood. We used our story maps to help us write independently. We used powerful verbs and adjectives as well as speech and character description. We continued to write the extract and used correct punctuation in cursive writing. We worked with partners to identify where the speech marks went and we used macaroni pastas as speech marks on our text paper. We then wrote the correct text with speech marks in our books.

In Science we made a recall mind map of living things and their habitats. Humans, trees, insects, animals and flowers are all living things. Habitats are where animals live. We continue to classified objects and materials as solids, liquids and gas. We also made another mind map of states of matter. Examples of solids are, sand, plastic and ice cream. We learnt key words like, transpiration, evaporation and atoms. We made prediction of liquid properties for our future experiment. We predicted fizzy drinks will pour quicker than honey. Because honey is thicker and stickier.


In Maths we use a variety of informal written methods. We also multiplied 2 digit number by 1 digit number. We used partitioning, arrays, place value and number lines to solve different questions. We also used mental maths when we need it. *By Andy and Cristian*



Year 5's great display of Spanish words and phrases.



Year 4's fantastic RE display all about Hinduism.



Year 4's Art display of examples of their tessellations inspired by William Morris' exhibition in the V&A.



**Ayman Y2** "In Science we have been learning about plants and flowers. They need the sun, good nutrition, water and warmth to grow."



**Christina Y1** "In English we have been recounting a Portuguese traditional story called Saci Perere. We then acted out the story in class."



Reception class's beautiful Rain Forest corner.



### LOCAL FOODBANK AND SUPPORT

22, Lillie Road, open Monday – Friday 10.00 – 3.00pm

Do you need some free groceries each week – are you looking for an extra bag of groceries to help feed your family?

Come and visit DadsHouse – 22 Lillie Road, open Monday – Friday 10.00 – 3.00pm

Bring your bag or your trolley and we can certainly help you will a generous bag of food. We rely on donations, so each week we have different selections of food for you to choose from. We don't have a "pre prepared" bag, we ask you to tell us how many in your family and what you would like.

We have a range of services available including the family law clinic – free legal advice, but you do need to book in advance. <https://www.dadshouse.org.uk/>

Foodbank Manager: Luke Tydeman – pop in and say hello and say that you have come via St Cuthbert with St Matthias Primary School.

### Anand Y3

"In Science we have been experimenting with rocks using sand paper to find out their hardness. We also used water test to find out absorption. Chalk is the softest and slate is the hardest."



### Tidy Teds

Nursery class has won this week's Tidy Ted 1 award for the neatest classroom in Key Stage 1 and Early Years! Year 5 won Tidy Ted 2 of Key Stage 2 for wearing their uniforms tidily.







**ST CUTHBERT  
WITH ST MATTHIAS  
CHURCH OF  
ENGLAND  
PRIMARY SCHOOL**

Originally founded as a choir school for St Matthias Church, our school has a rich heritage of education within the context of a Christian framework.

Our school can look back at over a century of providing an excellent education for the children of our community. We have the highest expectations of each one of our children and we work to ensure that every child leaves our school having gained all the important skills and knowledge that will help them become successful in their future life.

**St Cuthbert with  
St Matthias CE  
School**

Warwick Road  
Earl's Court  
London  
SW5 9UE

Phone: 020 7373 8225  
Fax: 020 7460 0424  
E-mail:  
info@scwsm.rbkc.sch.uk  
WEBSITE:  
www.scwsm.rbkc.sch.uk



## STAR LEARNERS OF THE WEEK

**Congratulations to you all!**




- YN Kaian For being kind and being helpful to our new friends and being a superstar tidy up person.
- YR Somaya For her incredible symmetric butterfly. She took pride and care in her work.
- Y1 Mesbah & Bibi For always listening and joining in. Particularly in phonics this week.
- Y2 Shafi For an amazing story map and working so hard in Year 2.
- Y3 Gabriela For an amazing story map and tale.
- Y4 Sara R For trying so hard each lesson and always trying to better herself.
- Y5 Aiden & Yasin -For providing his insightful answer during Earth hour.  
-For making great work in all his learning.
- Y6 Sarah & Finn For excellent maths work and determination.

### Puzzle time




## African Animals Word Search

DIRECTIONS: Find and circle the African animals in the grid. Look for them in all directions including backwards and diagonally.



AARDVARK  
BABOON  
BAT  
BONOBO  
BUFFALO  
CHEETAH  
CHIMPANZEE  
CROCODILE  
ELEPHANT  
GAZELLE  
GELADA  
GENET  
GIRAFFE  
GORILLA  
HARTEBEEST  
HEDGEHOG  
HIPPOPOTAMUS  
HONEY BADGER  
HYENA  
HYRAX  
IMPALA  
JACKAL  
LEOPARD  
LION  
MANDRILL

MEERKAT  
MONGOOSE  
OSTRICH  
PANGOLIN  
PORCUPINE  
RHINOCEROS  
SABLE  
SERVAL  
SPRINGHARE  
VULTURE  
WARTHOG  
WATERBUCK  
WILDBEEST  
ZEBRA



## PRESENTATION HOTSHOTS OF THE WEEK

**Congratulations to you all!**


- YN Vega For her amazing map of the farm.
- YR Tye For identifying the capital letter and full stop in a sentence and trying to use them in his own work.
- Y1 Ebion For remembering his finger spaces.
- Y2 Jasmine For making a huge effort with her cursive script.
- Y3 Anand For showing beautiful presentation in every piece of work.
- Y4 Sarah H For always displaying beautiful handwriting!
- Y5 Anna For consistent beautiful and neat writing.
- Y6 Leah For beautiful presentation in her DT book.

*Answer to last week's puzzle*

### Ski Trip



BOOTS  
CHAIRLIFT  
GLOVES  
GOGGLES  
GONDOLA  
POLES  
POWDER  
RESORT  
SKIS  
SLOPES  
SNOW  
SUNGLASSES  
SUNSCREEN  
TRAIL  
WINTER



There will be **exciting prizes**, for the right answer to this week's puzzle handed in on **Thursday**. Please write your name and answer on a separate piece of paper.

**Good luck!**