

Loving one another. Learning for our future.

'Our school community is inspired by the parable of the Good Samaritan from the Bible (Luke 10:25-37), where we are encouraged to love one another with courage and compassion. Through friendship, kindness and thoughtfulness, we will nurture each other to learn and flourish as individuals.'

www.scwsm.rbkc.sch.uk

Living our Vision

24 September 2021



Year 6's Blog

Well come to my amazing blog of this week in Year 6! ☺

In English, we are reading a book called War Horse. We've done our own character descriptions about people in the book, for example Emilie's luscious brown hair frolicked in the wind. Not only have we been writing character descriptions, we've also been writing our versions of some of the book using our imaginations to what's going happen next. We've also been doing something called Earth Hour, where we write facts about wild-life and the things around it.


In Maths, we have been learning how to round up to the 10 millions. When we round a number, there is always a rule we follow and that rule is if the number is 4 and bellow you round down, if the number is 5 or over you round up. Not only have we've been rounding, we've also been learning to add and subtract in the millions as well (in sets of three). Finally, we've also been partitioning numbers in to bits and adding them together again.

In RE, we've been learning about how we go from life to death. We go through many milestones such as baptism and confirmation for Christians. We generally also reach a lot of milestones in our life such as being born, going to school, graduating university and so many other things. Our teacher told us to draw a map of our life and what would happen in it.

In Science, we've been learning about animals and humans. We have studied the human circulatory system, the digestive system and the heart. Our class drew diagrams of what they looked like and did paragraphs about it, for example, did you know that everyday your heart pumps 2,000 gallons of blood ? We have also labelled all the body parts of the entire body. *By Amal ☺*

SPECIAL DATES

- Half Term
25th—29th October



Caroline YN "We read a story *Monkey Puzzle*. Its about a monkey who lost his mum and finds her with the help of a butterfly. I drew my Mummy."

Earls Court Farmers' Market



Earls Court Farmers' Market open on Sundays at our St Cuthbert's with St Matthias School.

Every Sunday 10am-2pm

The freshest, most seasonal produce direct from the farm, fishing boat, bakery or dairy. Every Sunday come and shop, meet your friends and neighbours. The farmers market is the friendliest place to shop, try something different, talk to our farmers and fishermen, see what they recommend for dinner! Bring the whole family.

Kids love farmers' markets too.



Good Samaritan

Our Good Samaritans this week are Raheem YR for being kind and helpful at the gate and sitting with the nursery children, and Kodi Y2 for being a kind and welcoming friend to the new arrivals.



Aseal YR "I drew my face and wrote my name."




St Cuthbert with St Matthias CE School

***“Anyone who has never made a mistake
has never tried anything new.”***


Albert Einstein



Kira Y2 *“In Maths we been counting in fives on a number line. Also wrote numbers in words.”*



Kai Y1
“In Maths we solved word problems. Also counted objects and wrote down the answers on our books.”



Year 5's Blog




This week in Maths we have been learning to round 6-digit numbers. To do this, we used place value to add and subtract. Also we had to understand what each digit represents in a 6-digit numbers. We were looking at the inverse operation an example is $7 \times 8 = 56$ and the inverse is $56 \div 8 = 7$.

In English we have been sorting stories and discussing about the genres. One of the stories was ‘Ghoseses’. It was a horror story. Another one was Brainless, it has a fable element which has funny stories. We then identified the genres and wrote what we liked about the short story. We also predicted the different ending.

In RE we read about the woman who touched Jesus’s cloak. Then we wrote the story from her perspective a big write on it. The story is about a woman who bled for 12 years and when Jesus came to her town she touched his cloak and was healed. Jesus felt the power and asked who touched him. She said it was her and bowed to his feet.

In Science we are learning about movement of the earth and other planets. We looked at the Stonehenge in relation to the solar system. We researched the difference between Heliocentric and Geocentric. Heliocentric means Sun centred. Geocentric is earth entered.

In DT planned and designed a cam mechanism. First we investigated different types of cam mechanisms. Then we listed the materials we will need for our moving cam. We also wrote instructions for the construction. Next week will build our cam mechanism. *By Dani and Adam*



HEADTEACHER'S LETTER

Dear St Cuthbert children and parents,

I would like to begin by thanking our parents who have attended parent meetings this September. The chairs have been out, Miss Polly on guard and our playground meeting space at the ready each morning this week. It has been lovely to have had so many St Cuthbert parents attending, and how lucky we have been to enjoy our meetings in pleasant morning sunshine.



And now onto news from indoors...


Ensuring we are thankful for so many of our blessings has been another focus for us recently and our colourful butterflies, filled with our thankful prayers, are decorating our main corridor as a daily reminder of our thanks. Our Y1 pupils and breakfast club children have been just as busy investigating our school garden mini-beasts and creating their masterpieces for our Earth Hour display. Looking at their wonderful drawings, we can see that our Y1 pupils have completed some excellent investigating with the help of their giant magnifying glasses! Thank you for taking your mini-beast adventure so seriously!



And now after another busy week, it is time for us to ‘dive’ into our weekend for some well-earned rest and battery-recharge.

With good wishes for perhaps some enjoyable outdoor adventures in one of our local parks this weekend, we sign off another week.

Gill Putterill and the St Cuthbert Teaching Team



Useful Information to Parents

The NSPCC website is full of useful information on how to keep children safe online.

NSPCC

<https://www.nspcc.org.uk/keeping-children-safe/online-safety/>





Year 4's Blog


We had a fantastic week of learning. We hope you will enjoy reading all about it.

In English we continue to learn about Fables. We looked at more Fables like, the Tortoise and the Hare, the City Mouse and Country Mouse. We also read the grasshopper and the ant for homework and some questions to explain the oral of the story. We also retell the fable by writing a paragraph and some people drew cartoons to tell the story.

In Maths we have been rounding up two, three and four digit numbers to tens and hundreds. E.g. 42 is rounded up to 40 and 980 is rounded up to 1000 and 1674 rounds to 1700. Then we added and subtracted two, three and four digit numbers.

In Science we learnt about living things and their habitats. We looked at how classify animals. We grouped animals that are vertebrates and invertebrates. These are animals with back bones and without. In vertebrate group we have humans, polar bears and crocodiles. In invertebrate group we have spiders, octopuses, scorpion and ants. We also looked at amphibians and reptiles in vertebrate group who are both cold blooded animals. The difference is that amphibians have moist skins. Reptiles have scally skins.

In RE we learnt about Genesis: the story of creation. It's found in the Old Testament in the Bible. Some of our classmates drew a comic strip and others wrote a paragraph about the story of how God created the world. We also read the story of Abraham in the same book. From the story we learnt the strong faith he had in God. Have a great weekend! *By Cristian and William*



Year 3's fantastic display of children's home learning projects all about healthy eating.




Year R's excellent self-portraits hang on display in their classroom.



Wisaf Y1 *"In English we have been learning about food. We labelled food like chips, peas and fish on pictures."*



Prince Y2 *"In English we have been describing a picture of Candy Land. We used descriptive adjectives like, yummy, mouth-watering and tasty."*




Lewis got the head teacher's golden sticker for his incredible booklet on healthy eating.

Eliza Y3
"In Science we have been learning about foods that are healthy and unhealthy. Sweets and chocolates are unhealthy, fruits and vegetables are healthy. We also did a diet survey and asked our teachers weather they eat healthy or not."

We are fighting autumn illnesses resulting in our low attendance this week.

This Week's Attendance

| Class | Attendance |
|-------|------------|
| Y4 | 94.6% |
| Y3 | 93.5% |
| Y1 | 93.3% |
| Y6 | 89.8% |
| Y2 | 87.0% |
| Y5 | 85.5% |
| YR | 83.7% |
| YN | 81.2% |
| Total | 88.2% |



**ST CUTHBERT
WITH ST MATTHIAS
CHURCH OF
ENGLAND
PRIMARY SCHOOL**

Originally founded as a choir school for St Matthias Church, our school has a rich heritage of education within the context of a Christian framework.

Our school can look back at over a century of providing an excellent education for the children of our community. We have the highest expectations of each one of our children and we work to ensure that every child leaves our school having gained all the important skills and knowledge that will help them become successful in their future life.

**St Cuthbert with
St Matthias CE
School**

Warwick Road
Earl's Court
London
SW5 9UE

Phone: 020 7373 8225
Fax: 020 7460 0424
E-mail:
info@scwsm.rbkc.sch.uk
WEBSITE:
www.scwsm.rbkc.sch.uk

**STAR LEARNERS OF THE
WEEK**

Congratulations to you all!



| | | |
|-----|-----------|--|
| Y N | Peni | For joining in with our music lesson and doing the action. |
| Y R | Sizar | For his fantastic focus on an independent Maths task, kept trying with out giving up. |
| Y1 | Christian | For being excellent role model. |
| Y2 | Gaia | For being a great role model and trying her hardest. |
| Y3 | Mark | For a excellent mathe-matical talk lesson. |
| Y4 | William | For always focusing and working hard. |
| Y5 | Anna | For being such a sensible member of Year 5! |
| Y6 | Mujtaba | For working so hard to improve his maths. All the adults in the room are so impressed. |

There will be ~~exciting~~ prizes, for the right answer to this week's puzzle handed in on Thursday. Please write your name and answer on a separate piece of paper.
Good luck!

Puzzle time



WEATHER



R F Y D R I Z Z L E R D C V S
E M W Y B R C E X W Z D F U U
D O I L A W C X F V B H O K N
N R N Y D G Y L B G F T G E S
U C D S X E R U O P A S E D H
H A W R T M N J U U K M N B I
T J I K O R P M N B D C E W N
X Q A Z B O M J Y H G S F R E
A L I G H T N I N G T Y H U L
F M T X W S L P D X Z E R T L
Q D M X T H I T W T R D W V P
Z V N J R D Q S G K J O B G F
C M I S T P U O F C N E S X Z
B G T R F C D R W S X Z A Q W
M L P I U G F F W S A H A I L

SUNSHINE

SNOW

WIND

CLOUDS

MIST

LIGHTNING

DRIZZLE

HAIL

FROST

FOG

THUNDER

STORM

**PRESENTATION HOTSHOTS
OF THE WEEK**

Congratulations to you all!

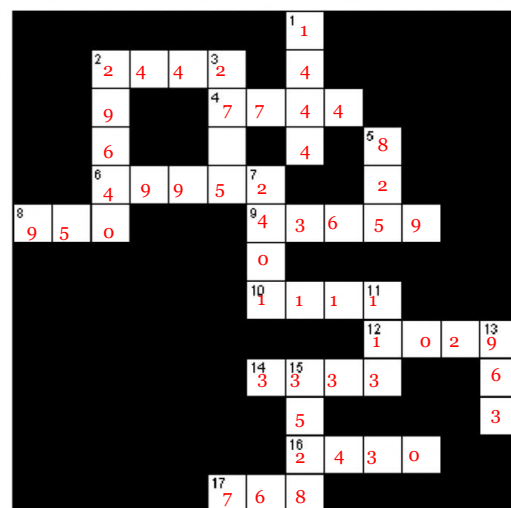
| | | |
|----|---------|--|
| YR | Kylo | For his brilliant effort in forming the letter 'D'. |
| Y1 | Murtaza | For working hard to ensure all presentation is neat in all subjects. |
| Y2 | Omar | For working super hard on his homework to make his hand writing very neat. |
| Y3 | Hannah | For creating a very neat data chart in Science. |
| Y4 | Ali | For putting so much effort into his handwriting. |
| Y6 | Assia | For beautifully presenting her online safety poster. |

Nursery has won this week's Tidy Ted 1 award for the tidiest outdoor classroom in Key Stage 1 and Early Years! Year 6 won Tidy Ted 2 of Key Stage 2 for having magnificently tidy classroom dis-



Answer to last week's puzzle

MATH CROSSWORD PUZZLE



Clues - Multiplication and Division

Across

- 2) $22 \times 111 =$ _____
- 4) $88 \times 88 =$ _____
- 6) $892 \times 56 =$ _____
- 8) $47500 \div 50 =$ _____
- 9) $231 \times 189 =$ _____
- 10) $101 \times 11 =$ _____
- 12) $29841 \div 29 =$ _____
- 14) $73326 \div 22 =$ _____
- 16) $45 \times 54 =$ _____
- 17) $6912 \div 9 =$ _____

Down

- 1) $120 \times 12 =$ _____
- 2) $65 \times 456 =$ _____
- 3) $33420 \div 12 =$ _____
- 5) $16500 \div 20 =$ _____
- 7) $49 \times 49 =$ _____
- 11) $12769 \div 113 =$ _____
- 13) $11556 \div 12 =$ _____
- 15) $42 \times 84 =$ _____