

## Loving one another. Learning for our future.

'Our school community is inspired by the parable of the Good Samaritan from the Bible (Luke 10:25-37), where we are encouraged to love one another with courage and compassion. Through friendship, kindness and thoughtfulness, we will nurture each other to learn and flourish as individuals.'

[www.scwsm.rbkc.sch.uk](http://www.scwsm.rbkc.sch.uk)

Living our Vision

26 March 2021



### Year 6's Blog

#### History

In History, we researched more facts about WW2; on Thursday we planned our recount about two key events in the WW2. We looked at different dates and events on a timeline. For instance, the Battle of Britain occurred on the 10th July, the Blitz was on the 7th September 1940 and VE Day was on 8th May 1945. This conflict began on the 3rd September 1939. The war ended on the 2nd of September 1945.

#### RE

For RE this week, we watched a video on the 14 Stations of the Cross, afterwards we wrote a recount pretending to be a witness of these painful events. We had to include our feelings (which were mostly melancholic.)

#### Art


The subject we are doing in Art is very compelling! We discovered talking textiles. We are planning on making our very own, which tells the story of King Arthur. On Tuesday, we attempted different types of techniques such as: stitching, quilting, block painting, layering fabric etc... Some of us have had the opportunity to begin sketching (lightly) our scene from the story on a piece of calico.

#### Maths

In Maths, we have been working on units of measurements. We converted miles to kilometres and solved different problems using these calculations. The formula we used was: 1 mile = 1.6 km. We learnt how to convert measurements that include percentages and fractions. *By Sara and Anissa* ☺

### SPECIAL DATES

- **Holy Week 29th - 31st March**
- **Last day of term - Wednesday 31st March**
- **Polling Day - 6th May - school closed for pupils**
- **New term begins - Monday 19th April**



**My YN** "We made a big cross that is the same as we have on our school jumper."



**Year 1's**  
*beautiful display all about St Cuthbert. To celebrate St Cuthbert's day on the 20th March. Children made their own colourful St Cuthbert crosses.*



**Year 3's**  
*colourful display about an Elephant that is different from others.*

**Ezare YR**  
*"My mum and me made a story box about Max the Brave. It's our story of the week."*



St Cuthbert with St Matthias CE School

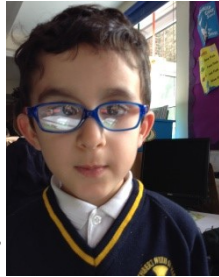


***“Working hard is important but there is something that matters even more; believing in your self.”***

**Harry Potter**



**Eva Y3** *“In RE we have been learning about the Easter story. We also learnt about Mary Magdalene, and how she became Jesus’s follower.”*



**Lias Y1**

*“In Science we labelled the body parts on each animals. Like gills, ears, tails, fins, mouths, tusks and skins.”*



## Year 4’s Blog

Hi everyone. Welcome to our blog. Listen to ALL the fun stuff we have been up to.

In Maths, we are learning about area (e.g.  $2\text{cm} \times 2\text{cm} = 4\text{cm}^2$ ). We have been drawing rectilinear shapes. How we calculate the area: count the squares inside but if there is no squares then we multiply the length and width.

In English, we are learning about saving the rainforests. We read a book called “The vanishing rainforest” (We did not have the book, so we had to read it on YouTube). A person called Moava didn’t like white people because they cut down the trees.

In History, we are learning about Alexander the Great. He was the strongest leader who never got defeated in wars. Did you know, he introduced the Greek religion? It was AMAZING how he did that! We made the Parthenon out of straws, clay and card.

In DT, we made pop up books (It was very fun and interesting). In our DT books we wrote the instructions. We learnt 3 important things: 1. Cut neatly 2. Stop half way 3. Cut the same length on each pop-up.

### Little questions

*How many shapes can you make with an area of  $20\text{cm}^2$ ?*

*Would you save the rainforest or have more paper?*

*Who wrote the Odyssey and Illiad?*

*What are hinges?*

Give you answers to Year 4. Have a nice week-end! ☺ *By Serena and Adeena*

## HEADTEACHER’S LETTER

Dear St Cuthbert children and parents,

Our world is needing some sharp-thinking minds these days to help it solve some fairly tricky world problems, including how to float a giant 400m long cargo ship blocking the Suez Canal, one of the world’s busiest waterways. So it definitely is a blessing that our problem-solving skills are being challenged in school each day - and not only in our Maths lessons, where we have been involved in tricky and complicated investigations. We are also facing the daily challenge of getting our cursive script back on track after lockdown months. And of bringing our navigational skills back up to speed, as we negotiate other human beings wanting to have much energetic fun at playtimes too - a tricky problem when one has been playing fairly solo for these past months...

However, with a determined effort, we will master tricky problems no matter where they arise - in our books, in our classrooms or even in the playground!

And staying on the topic of problem-solving, earlier this week, I was handed a delightfully engaging comic book by one of our Y4 pupils about a slimy green monster creeping into St Cuthbert School! This was her very own



comic masterpiece created in Book Week, and titled, ‘Adeena Saves St Cuthbert’s’. Thankfully, we haven’t seen many green slimy monsters recently- but we are now wondering if they might just be waiting around the corner for Monday morning... We will have Adeena on speed-dial just in case.

As we head into a short 3-day week next week, we will also be heading into our Holy Week. We look forward to sharing photographs of the special week with you in our next newsletter!

Until then, we wish you a safe and warm weekend in spring sunshine!

Gill Putterill and the St Cuthbert Teaching Team

## Goodbye


Sadly, we say goodbye to Mr Harrison Such on Wednesday. We thank him for giving us so many great and energetic PE hours during his stay with us at St Cuthbert’s and wish him well as he heads back home!

**Mia YR**

*“We made Palm leaves to celebrate Palm Sunday.”*







## Year 5's Blog


This week in English we have been focusing on the Jungle book by Rudyard Kipling we read chapters of the Jungle book and annotated the chapters and did some activities based on the novel. We first talked about the language features of the book and how Rudyard Kipling wrote the book a long time ago and how he would use classic English in his books. Then we answered some questions about The Jungle book and the vocabulary used in the book. We created a concept map about Just So stories. We then learnt the meanings of unfamiliar words. We also looked at why Kipling (the same author as The Jungle Book) why he chose the style and themes in the stories and what effect it created.

In Maths we learnt about mixed numbers and improper fractions. We had to identify a mixed number because it is made out of a whole number and a fraction. We then identify an improper fraction because the numerator is larger than the denominator our challenge was to use our multiplication and division skills to work out the questions. We converted mixed numbers to improper fractions for example  $5 \frac{2}{6}$  is converted to  $\frac{32}{6}$  by multiplying 6 by 5 and adding 2. We kept the denominator the same.

In ART we started a new topic about illuminated art designs. Illuminated means to light up something with luminous colours (luminous means bright). Usually found in stained glass windows in churches and old Bibles. We analysed different types of illuminated art designs. We cut out art designs from old books and stuck them in our books. We also answer questions about the pictures, such as what colours are used in the design? What book is the image used in? Also what is in the back ground and why is it used?

In Spanish we learnt types of movements such as walking, running and speaking. We also looked at how to address a person, persons and an object. It could be masculine or feminine. For example for the word 'you' (tu in Spanish) when referring to a girl, we say 'tú' and for a boy we say 'tú'. We wrote letters in Spanish to a school in Spain introducing ourselves to them then they wrote back to us. *By Fatima and Adnan*

**Year 5's clever display in their book corner. To encourage reading complete with it's own point system.**




**Year 4's Ancient Greek display with fantastic miniature model temples.**



**Mekhseb Y2** "In English for Big Write we read a book called 'The Day Crayons Quit'. Its about crayons that are sad, happy, tired, and angry."



**Lola Y2** "We drew daffodils with all the details with pencil only. The details are the stalks, petals in a flower jug."



**Year 3 children creatively designed and decorated their clay dishes inspired by Florence Balducci.**

**Nahom Y3** "We wrote our thoughts of selflessness and kindness on heart shaped papers for our RE corner."



**Gaia Y1** "We learnt about whales. We wrote facts in our books. They live in the sea. They come to the surface to breath. They are bigger than cars."


**This Week's Attendance**

Class	Attendance
Y4	99.2%
YR	96.6%
Y3	95.3%
Y1	94.5%
Y2	92.3%
Y5	90.4%
Y6	87.7%
YN	84.6%
Total	92.5%

### Polite Reminder

Can parents please remember to book for Play Centre at least one day in advance or contact the school to check availability if it's an emergency. Thank you.





**ST CUTHBERT  
WITH ST MATTHIAS  
CHURCH OF  
ENGLAND  
PRIMARY SCHOOL**

Originally founded as a choir school for St Matthias Church, our school has a rich heritage of education within the context of a Christian framework.

Our school can look back at over a century of providing an excellent education for the children of our community. We have the highest expectations of each one of our children and we work to ensure that every child leaves our school having gained all the important skills and knowledge that will help them become successful in their future life.

**St Cuthbert with  
St Matthias CE  
School**

Warwick Road  
Earl's Court  
London  
SW5 9UE

Phone: 020 7373 8225  
Fax: 020 7460 0424  
E-mail:  
info@scwsm.rbkc.sch.uk  
WEBSITE:  
www.scwsm.rbkc.sch.uk

**STAR LEARNERS OF  
THE WEEK**

**Congratulations to you all!**

YN Archille	For examining our fruit very carefully and helping to count the seeds.
YR Christian	For always listening and following instructions.
Y1 Mariatou	For her outstanding behaviour and enthusiasm to learn.
Y2 Oliver	For brilliant focus in Geography, non-stop working! Very impressive!
Y3 Ali	For great achievement with his speech and language targets.
Y4 Serena	For creating a beautiful 3D Greek temple measuring accurately.
Y5 Boyan	For trying to complete his work within the allowed time. Keep up the good work.
Y6 Dominik	For an excellent plan for your Arthurian Talking Textile.



**PRESENTATION AND  
HANDWRITING HOT-  
SHOTS OF THE WEEK**

**Congratulations to you all!**

YN Tia	For reading every night at home.
YR Tala	For using the correct letter formation in hand writing practice.
Y1 Neimah	For taking pride in her work.
Y2 Micheal	For continuing his brilliant (and new!) handwriting since lockdown.
Y3 Adola	For her amazing effort with presenting and hand writing.
Y4 Dani	For very high standard in all his work.
Y5 Leah	For all the adults have seen a positive change. Keep it up!
Y6 Ty	For excellent presentation in all areas.

After School clubs will begin again after the Easter break. We will be sending home the Clubs programme for summer term next week.

**Puzzle time**

**Spring Flowers Word Search**



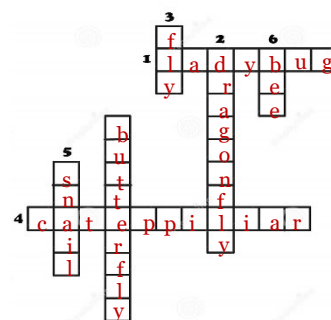
Anemone Daffodil Iris Lily Rose  
Carnation Daisy Lavender Orchid Snapdragon  
Chrysanthemum Hydrangea Lilac Poppy Sunflower



We are enjoying our new playground equipment thanks to our green dress-up day fundraising drive last Friday!

**Answer to last week's puzzle.**

**CROSSWORD  
funny insects**



**Well Done**

**Christelle Y4, Imogen Y4  
and Serena Y4** for getting  
the right answer for last  
week's puzzle.