



# St Cuthbert with St Matthias

## Year 1 Remote Learning Timetable Spring 2 Week 1 – Week Beginning 22<sup>nd</sup> February 2021



	Monday	Tuesday	Wednesday	Thursday	Friday
8:30 8:50	Wake up, brush teeth, get dressed and have breakfast	Wake up, brush teeth, get dressed and have breakfast	Wake up, brush teeth, get dressed and have breakfast	Wake up, brush teeth, get dressed and have breakfast	Wake up, brush teeth, get dressed and have breakfast
8:50 9:00	Registration- via Google Classroom and Class Worship	Registration- via Google Classroom and Class Worship	Registration- via Google Classroom and Class Worship	Registration- via Google Classroom and Class Worship	Registration- via Google Classroom and Class Worship
9:00 9:20	PE with Joe Wicks Body coach <a href="https://www.youtube.com/channel/UCAxW1XT0iEJo0TYIRfn6rYQ">https://www.youtube.com/channel/UCAxW1XT0iEJo0TYIRfn6rYQ</a>	Turkey Chase- <a href="https://www.youtube.com/watch?v=kfIYI5JNrw0_">https://www.youtube.com/watch?v=kfIYI5JNrw0_</a>	PE with Joe Wicks Body coach <a href="https://www.youtube.com/channel/UCAxW1XT0iEJo0TYIRfn6rYQ">https://www.youtube.com/channel/UCAxW1XT0iEJo0TYIRfn6rYQ</a>	Shark Chase- <a href="https://www.youtube.com/watch?v=-2pg-td3vQ0">https://www.youtube.com/watch?v=-2pg-td3vQ0</a>	PE with Joe Wicks Body coach <a href="https://www.youtube.com/channel/UCAxW1XT0iEJo0TYIRfn6rYQ">https://www.youtube.com/channel/UCAxW1XT0iEJo0TYIRfn6rYQ</a>
9:20 10:00	Phonics- input on Google Classroom with Miss White/Miss Gripari  Revisit Phase 5 ‘ay’ phoneme  High Frequency Word Reading: On Phonics play practice reading tricky words from phases 2, 3 and 4 using the game found at: <a href="https://www.phonicsplay.co.uk/resources/phase/2/tricky-word-trucks">https://www.phonicsplay.co.uk/resources/phase/2/tricky-word-trucks</a>  username: jan21 password: home	Phonics- input on Google Classroom with Miss White/Miss Gripari  Revisit Phase 5 ‘oy’ phoneme  High Frequency Word Writing: Using the sheets in your pack practice writing your tricky words (this can split up across the week).	Phonics- input on Google Classroom with Miss White/Miss Gripari  Revisit Phase 5 ‘ou’ phoneme  High Frequency Word Reading: Play hide and seek with your high frequency word flashcards. How many words can you find and read?	Phonics- input on Google Classroom with Miss White/Miss Gripari  Revisit Phase 5 ‘ir’ phoneme  High Frequency Word Writing: Using the sheets in your pack practice writing your tricky words (this can split up across the week).	Phonics <a href="https://www.youtube.com/watch?v=OEVtTA1dQFI&amp;feature=youtu.be">https://www.youtube.com/watch?v=OEVtTA1dQFI&amp;feature=youtu.be</a> Review of learnt phonemes  High Frequency Word Writing: Using the sheets in your pack practice writing your tricky words (this can split up across the week).
10:00 11:00	English – Input via Google classroom with Miss White - see class feed for link to join the Google meet.  Warm up activity- reading common high frequency words using flashcards.  Read each of the captions on the Sequence Pictures for the poem Dad and the Cat and the Tree found inside your pack.  Think of a different ending to the poem. What could happen instead?	English – Input via Google classroom with Miss White - see class feed for link to join the Google meet.  Warm up activity- reading common high frequency words using flashcards.  Read the two poems, If You Should Meet a Crocodile and The Vulture with your teacher and class.  On paper, draw a picture of either the Vulture or the Crocodile, you can use the photos in your pack to help you.	English – Input via Google classroom with Miss White - see class feed for link to join the Google meet.  Have fun re-reading Make a Face.	English – Input via Google classroom with Miss White - see class feed for link to join the Google meet.  With a grown up, read the poem, ‘Twas Midnight.    Anon	English – Input via Google classroom with Miss Smith - see class feed for link to join the Google meet.  Re-read Goodnight.  On lined paper, try writing your own muddled up ‘animal action’ lines: The vulture swam in the river, the crocodile flew away; The dog miaowed, the cat barked, etc.  Draw pictures to match the mixed up lines of your poems, using the template found in your pack.



**Activity:** On a piece of paper, draw a picture of your different ending. If you want, you can copy the picture of The Cat and write your new ending under it.

Underneath your picture, write a full, punctuated sentence explaining what is happening in your picture. Remember to use a capital letter and a full stop for your sentence. Leave finger spaces between your words.



**Activity:** Around your picture, write some adjectives and phrases to describe your animal.

Under your picture, write a sentence saying which poem you liked best. Use the word because to explain your thinking (because it was really funny; because I like crocodiles, etc.)

**Make a Face**

I can make a fat face,  
a dog face, a cat face.  
I can make a thin face,  
a skinny little pin face.  
I can make a mad face,  
a horrid, mean and bad face,  
a sick face, a sad face,  
a rather like my dad face.  
I can make a funny face,  
a just as sweet as honey face.  
I can make a happy face,  
a sharp snarl and snappy face.  
I can make a true face,  
a just for me and you face.  
But this face,  
you ain't seen this face –  
NO PLACE!

By Tony Mitten

**Activity:**  
Add two new lines of your own poem that follow the same pattern.

Use the rhyming dictionary at <https://www.rhymezone.com/r/rhyme.cgi?Word=cat&typeofrhyme=perfect&org1=svl&org2=l&org3=v> to help you with rhyming words.

Carry on and write some more lines for your version of Make a Face.

**Extension:** Try chanting lines in your poem out loud to your family. Ask if someone can video you saying your lines and pulling funny faces that go with the poem you have written and send to your teacher.

Say what strange or 'wrong' things you noticed in the poem.  
Do the same thing for Goodnight.

**Goodnight**

I said my pyjamas,  
I slipped on my prayers.  
I went up my slippers,  
I took off my stairs.  
I turned off the bed,  
I jumped in the light.  
The reason for this...?  
You gave me a fright!

Trad.

On lined paper, write the title Goodnight. Carefully copy out the first two lines of the poem, BUT swap the 'wrong' words (pyjamas, prayers) back round so that the two lines make sense. Do the same thing with the other pairs of lines in the poem.


**11:00** Maths – Oak Academy lesson- Lesson 1-  
**12:00** To compare the mass of more than two objects.

<https://classroom.thenational.academy/lessons/to-compare-the-mass-of-more-than-two-objects-65hp6r>

Watch the lesson on Oak academy.

**Warm up activity:**

Let's recap!



How do we know the cow and the horse weigh the same?

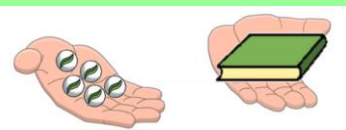
**L.O:** To compare the mass of more than two objects.

Maths – Oak Academy lesson- Lesson 2- To compare mass using nonstandard units.

<https://classroom.thenational.academy/lessons/to-compare-masses-using-non-standard-units-crwker?step=2&activity=video>

Watch the lesson on Oak academy.

**Warm up activity:** Find objects around your house some need to be different and some the same, for e.g.



**L.O:** To compare mass using nonstandard units.

**Nonstandard units:**

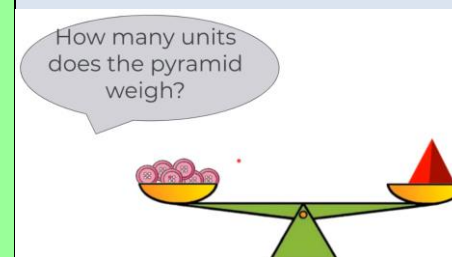
A non-standard unit of measurement is one that isn't fixed.

Maths – Oak Academy lesson- Lesson 3- To find the mass of objects in units.

<https://classroom.thenational.academy/lessons/to-find-the-mass-of-objects-in-units-6mukae?step=1&activity=video>

Watch the lesson on Oak academy.

**L.O:** To find the mass of objects in units.



Maths – Oak Academy lesson Lesson 4- To use standard units to find the mass of objects.

[https://classroom.thenational.academy/lessons/to-experience-standard-units-of-mass-70upcd?step=1&activity=intro\\_quiz](https://classroom.thenational.academy/lessons/to-experience-standard-units-of-mass-70upcd?step=1&activity=intro_quiz)

Watch the lesson on Oak academy.

**Warm up Activity:** Complete online quiz at the start of the lesson.

**L.O:** To use standard units to find the mass of objects.

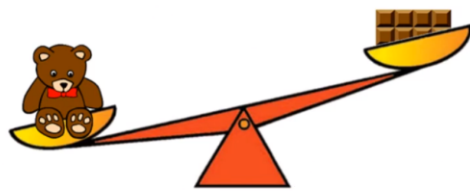
Maths – Lesson 5- Recap finding number bonds to 10.

Using the activities found at : <https://www.bbc.co.uk/bitesize/articles/zh8m6v4> practise finding number bonds to 10 and see if you can use this knowledge to find the bonds to make 20.

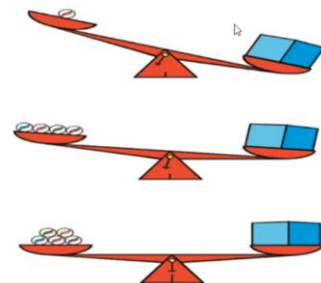
How quickly can you find all of the number bonds?



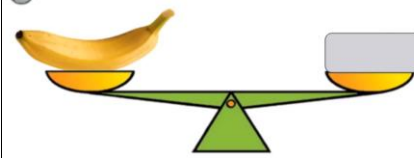
Which one is heaviest?  
Which one is lightest?  
How do you know?



How many marbles do we need to balance the scales?




1 marble = 1 unit

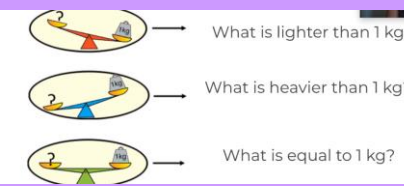
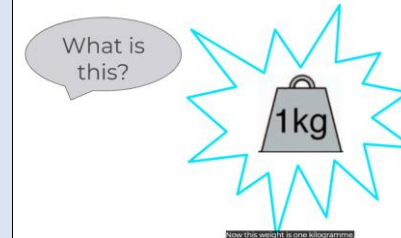


"I predict that the banana will weigh 6 marbles."

1 marble = 1 unit



"I predict that the banana will weigh 6 marbles."



Complete questions on worksheet within your pack. Use items from around your home to help you.

Number Bonds to 10



0 + 10 = 10	10 + 0 = 10
1 + 9 = 10	9 + 1 = 10
2 + 8 = 10	8 + 2 = 10
3 + 7 = 10	7 + 3 = 10
4 + 6 = 10	6 + 4 = 10
5 + 5 = 10	5 + 5 = 10

Number Bonds to 20

0 + 20 = 20	20 + 0 = 20
1 + 19 = 20	19 + 1 = 20
2 + 18 = 20	18 + 2 = 20
3 + 17 = 20	17 + 3 = 20
4 + 16 = 20	16 + 4 = 20
5 + 15 = 20	15 + 5 = 20
6 + 14 = 20	14 + 6 = 20
7 + 13 = 20	13 + 7 = 20
8 + 12 = 20	12 + 8 = 20
9 + 11 = 20	11 + 9 = 20
10 + 10 = 20	10 + 10 = 20

Complete questions on the worksheet found within your pack.

Complete the worksheet found within your pack.

Complete the worksheet found within your pack.

Complete questions on the worksheet found within your pack.

Daily times tables practice – 2 times tables  
[KS1 Times Tables | Revision Quiz for Year 1 and Year 2 \(educationquizzes.com\)](https://www.educationquizzes.com/ks1/times-tables/2-times-table/)

Daily times tables practice – 10 times tables  
<https://www.educationquizzes.com/ks1/times-tables/ten-times-table/>

Daily times tables practice – 5 times tables  
<https://www.educationquizzes.com/ks1/times-tables/5-times-table/>

Daily times tables practice – 2 times tables  
[KS1 Times Tables | Revision Quiz for Year 1 and Year 2 \(educationquizzes.com\)](https://www.educationquizzes.com/ks1/times-tables/2-times-table/)

Daily times tables practice – 5 times tables  
<https://www.educationquizzes.com/ks1/times-tables/5-times-table/>

1:00  
2:00

**History: Castles- Google Classroom with Miss White to show you how to complete the mind maps.**

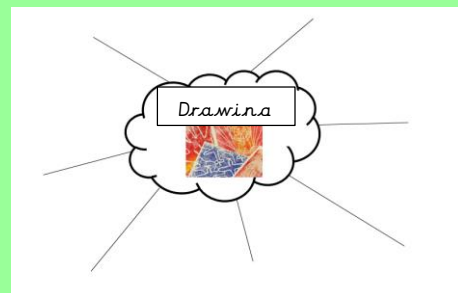
As this week marks that start of a new half term and focused topics we will be completing our mind maps each afternoon for our new topics.

Using the sheet within your pack please write down what you already know about Castles in pencil. Then add some questions that you would like to find the answers to in blue pen.



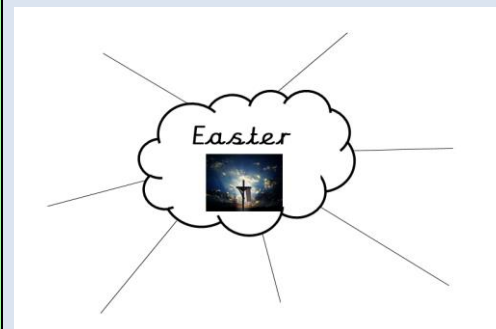
**Art: Printing**

Using the sheet within your pack please write down what you already know about drawing in art in pencil. Then add some questions that you would like to find the answers to in blue pen.



**RE: Why is Easter the most important festival of all for Christians?**

Using the sheet within your pack please write down what you already know about Easter in pencil. Then add some questions that you would like to find the answers to in blue pen.



**Geography: Weather**


Using the sheet within your pack please write down what you already know about the weather in pencil. Then add some questions that you would like to find the answers to in blue pen.



**PSHE: Design a healthy lunch box.**

What should be in a healthy lunchbox? Why is it important to eat a balanced diet? How will this help us?

Use the lunch box template to draw the items in your healthy lunchbox and label each one.



2:15 2:45	Reading with adults – children will be sent a time to log on to read on a one to one basis with Miss White- Please have your reading book ready.  Newsround <a href="https://www.bbc.co.uk/newsround/news/watch_newsround">https://www.bbc.co.uk/newsround/news/watch_newsround</a>  Mathletics/Lexia work	Reading with adults – children will be sent a time to log on to read on a one to one basis with Miss White- Please have your reading book ready.  Newsround <a href="https://www.bbc.co.uk/newsround/news/watch_newsround">https://www.bbc.co.uk/newsround/news/watch_newsround</a>  Mathletics/Lexia work	Reading with adults – children will be sent a time to log on to read on a one to one basis with Miss White- Please have your reading book ready.  Newsround <a href="https://www.bbc.co.uk/newsround/news/watch_newsround">https://www.bbc.co.uk/newsround/news/watch_newsround</a>  Mathletics/Lexia work	Reading with adults – children will be sent a time to log on to read on a one to one basis with Miss White- Please have your reading book ready.  Newsround <a href="https://www.bbc.co.uk/newsround/news/watch_newsround">https://www.bbc.co.uk/newsround/news/watch_newsround</a>  Mathletics/Lexia work	Reading with adults – children will be sent a time to log on to read on a one to one basis with Miss White- Please have your reading book ready.  Newsround <a href="https://www.bbc.co.uk/newsround/news/watch_newsround">https://www.bbc.co.uk/newsround/news/watch_newsround</a>  Mathletics/Lexia work
2:45 3:00	Registration and story time via Google Classroom with Miss White	Registration and story time via Google Classroom with Miss White	Registration and story time via Google Classroom with Miss White	Registration and story time via Google Classroom with Miss White	Registration and story time via Google Classroom with Miss Smith

**Additional links:**

<p><b>Phonics:</b>  <b>Letters and Sounds</b> <a href="https://www.youtube.com/playlist?list=PLuGr6z2H2KNGObda6B-T36vJIZYN06lOh">https://www.youtube.com/playlist?list=PLuGr6z2H2KNGObda6B-T36vJIZYN06lOh</a>  <b>Mr Thorne Does Phonics</b> - <a href="https://www.youtube.com/user/breakthruChris">https://www.youtube.com/user/breakthruChris</a>  <b>Phonics Play</b> - <a href="https://www.phonicsplay.co.uk/">https://www.phonicsplay.co.uk/</a></p> <p><b>Reading:</b>  <b>Oxford Owl:</b> <a href="https://www.oxfordowl.co.uk/">https://www.oxfordowl.co.uk/</a> Free online reading books and activities for children to read at home.  <b>Audible</b> – <a href="https://stories.audible.com/start-listen">https://stories.audible.com/start-listen</a> (Children’s books free to stream on a desktop, laptop, phone or tablet)  <b>Book Trust</b> – <a href="https://www.booktrust.org.uk/books-and-reading/have-some-fun/storybooks-and-games/">https://www.booktrust.org.uk/books-and-reading/have-some-fun/storybooks-and-games/</a>  <b>Storytime</b>  <a href="https://www.youtube.com/watch?v=gtvIYrTzJus&amp;list=PLE5MZB5pedUMQRHw2etfKDKufdGKDiPsU">https://www.youtube.com/watch?v=gtvIYrTzJus&amp;list=PLE5MZB5pedUMQRHw2etfKDKufdGKDiPsU</a>  <a href="https://www.plot-generator.org.uk/story/">https://www.plot-generator.org.uk/story/</a>  <a href="https://www.poem-generator.org.uk/">https://www.poem-generator.org.uk/</a> <a href="https://www.youtube.com/MichaelRosenOfficial">https://www.youtube.com/MichaelRosenOfficial</a> and  <a href="https://www.youtube.com/watch?v=z1cfVQyrQ3Q">https://www.youtube.com/watch?v=z1cfVQyrQ3Q</a></p> <p><b>Online safety:</b>  <a href="https://www.kidsonlineworld.com/">https://www.kidsonlineworld.com/</a></p>	<p><b>Maths:</b>  <b>Maths with Carol Vorderman</b> – <a href="http://www.themathsfactor.com">www.themathsfactor.com</a>  My Bank Maths – <a href="https://learning.mybnk.org/courses/family-money-twist-years-1-2/">https://learning.mybnk.org/courses/family-money-twist-years-1-2/</a>  BBC Bitesize Daily Maths - <a href="https://www.bbc.co.uk/bitesize/tags/zjpqqp3/year-1-lessons/1">https://www.bbc.co.uk/bitesize/tags/zjpqqp3/year-1-lessons/1</a></p> <p><b>Top mark games (English/Maths):</b> <a href="https://www.topmarks.co.uk/Interactive.aspx?cat=40">https://www.topmarks.co.uk/Interactive.aspx?cat=40</a></p> <p><b>BBC 1- Daily activities linked to the National curriculum.</b></p> <p><b>Home Fun Activities:</b>  <b>Cooking with Jamie Oliver</b> - <a href="https://www.jamieoliver.com/features/category/get-kids-cooking/">https://www.jamieoliver.com/features/category/get-kids-cooking/</a> <b>Music with Myleene Klass</b> – <a href="https://www.youtube.com/channel/UCQh2wgJ5tOrixYBn6jFXsXQ">https://www.youtube.com/channel/UCQh2wgJ5tOrixYBn6jFXsXQ</a> <b>Dance with Darcey Bussell</b> - <a href="https://twitter.com/diversedancemix/status/1241098264373592065">https://twitter.com/diversedancemix/status/1241098264373592065</a> <b>Home Economics with Theo Michaels (Mon/Wed/Fri)</b> - <a href="https://www.instagram.com/theocooks">https://www.instagram.com/theocooks</a>  <b>Little Minds:</b> <a href="https://hungrylittleminds.campaign.gov.uk/#2">https://hungrylittleminds.campaign.gov.uk/#2</a></p> <p><b>Wellbeing:</b>  <a href="https://www.annafreud.org/on-my-mind/self-care/">https://www.annafreud.org/on-my-mind/self-care/</a>  <a href="https://www.bbc.co.uk/news/av/newsbeat-52411394">https://www.bbc.co.uk/news/av/newsbeat-52411394</a></p>
--	--