

Loving one another. Learning for our future.

'Our school community is inspired by the parable of the Good Samaritan from the Bible (Luke 10:25-37), where we are encouraged to love one another with courage and compassion. Through friendship, kindness and thoughtfulness, we will nurture each other to learn and flourish as individuals.'

www.scwsm.rbkc.sch.uk

Living our Vision

22 January 2021



Welcome to the Year 4 blog!

This week in science we have been learning about states of matter, it includes solids, liquids and gases. We have done a lot of experiments. For example, Option 1: freeze different types of liquids and see what would happen to it and Option 2 was to leave butter or chocolate in a place that's hot and then put it somewhere cold to see it turn into liquids and then into a solid. We also watched a video of how they made chocolate.

Last week in maths, we were multiplying by 10 and 100 and we also learnt how to divide by 10 and 100.

This week in maths we have started multiplying by 6 and we have also been dividing by 6. We also answered some tricky math problems for example $A=7$ $B=3$ $C=4$ $D=6$. It had to equal to 20.

In English, we read/watched a book called Wolves on the Walls, and we listened to opinions to find out if the children liked it or not. One person said that the characters look like wooden dolls and disliked the illustrations.

In R.E, we are learning about Hinduism. We learnt that the Bhagavad Gita is the Hinduism's holy book and we also had to watch a video about a boy called Svetaketu.

I hope you enjoyed reading our blog! :)

By Anna and Judah

Our School Prayer

Dear God,

Help me to do the things I should.

To be to others kind and good.

In all my work and all my play,



To grow more thoughtful every day.

Amen.

Our Science Projects!



Keira, Y1, Materials Project
(with sister, Phoebe, YN); **Adam, Y4, The Water Cycle**




SPECIAL DATE

Children's Mental Health Week: 1 - 7 Feb



Half Term: 15-19 Feb

Our History Projects!



Top left clock-wise:

Dominik, Y6;
Anissa Y6; Han-ya, Y6; Emily, Y6




Our Royal Park Projects!

Left to right: Dani, Y4; Petar, Y1, Omar, Y1 and Frankie, Y5



St Cuthbert with St Matthias CE School

**"I can accept failure, everyone fails at something. But I can't accept not trying."
– Michael Jordan**



We must keep ourselves fit!

Reception and Y1 children keeping healthy on site!



Reception class are learning about Fairy Tales...



Reception class made a Ginger bread man as part of their English topic.



Jasmine has told the story in pictures!

Tala and Mia, YR: We made a giant beanstalk and at the top is a giant's castle. It fell down and we thought the giant would come...

HEADTEACHER'S LETTER

Dear St Cuthbert children and parents,

How suddenly it is Friday again, and that means we can once again share the brilliant learning that our pupils are doing -both on and off site!

A big thank you to our parents who continue to support learning at home – and thank you for sending photographs back to school so that we can celebrate these learning moments with our school community as well. We hope the weekly timetable sent out via email each Friday helps you to plan for the coming week. Each class timetable, with the links to set learning sessions, can also be found on each class learning page on our website. As much as we appreciate having the facility of Google Classroom (and other online resources) for learning, we are aware that our pupils are getting an overdose of screen time these days. Our teachers are therefore also actively setting tasks that require off-screen activity through each week. With much immersion into the digital and technical world these days, we want to ensure that our pupils can be as safe as possible online. This week, one of our parents has alerted me to a recent newspaper article about Roblox, and I would like to share this overview from the article: *'Dark side of the addictive game children can't stop playing during lockdown: Roblox is full of adorable cartoon characters. But, as shocked parents are finding, it isn't as safe as it seems.'*

With so many games and APPS currently available to children on devices, I thought it may be helpful to add these links to my letter this week:

<https://www.net-aware.org.uk/>

<https://www.net-aware.org.uk/news/8-tips-for-keeping-your-kids-safe-online-during-lockdown/>

Teachers will also be focussing on online safety in Circle Time sessions this spring term.

But now, to sign out, I would like to share a conversation from Reception class:

Teacher: 'Let's think about the jobs that people do. What jobs do your family members do?'

Child A: 'My mum is a nurse because she works in a hospital.'

Child B: 'My mum is a cleaner because she cleans my bedroom.'

We wish you a safe weekend,

Gill Putterill and the St Cuthbert Teaching Team



We would love to hear about any Good Samaritans in St Cuthbert homes. Please email us to let us know if you have a Good Samaritan in your home!

Take a minute to chat !

What would you do if you were the Prime Minister for a day?



David, Ehlan, Aisha and Abdul, Y3, have been challenging themselves to create the tallest tower possible!

Year 3 BLOG

The Royal Park Brompton Cemetery


On Friday afternoon we went to Brompton Cemetery.

Do you know how to get there from our school? If you don't know then keep on reading! First you need to turn right and cross the road by Earl's court square road. Next you need to turn left and walk past kitchen designs shop until you see a traffic lights and then you need to turn right by Barnard Marcus estate agent. Afterwards you need to cross the road by Finborough road and you will see on right hand side Tesco express. Finally, you need keep on walking straight about 2 minutes and you will see The Royal Park Brompton Cemetery on your left hand side. Once you get there, be ready to have fun exploring! You will see lots of old buildings, a variety of wildlife and some might say too many dogs! The weather was beautiful, the sun was shining. We loved getting out for some fresh air :)

Year 3 bubble: Ethan, Sarah H, Ali and Ammar



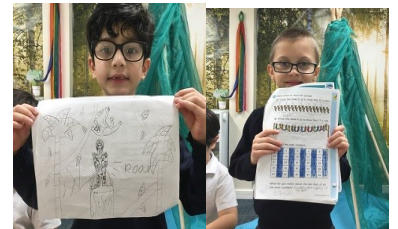
L-R: Orion, Y1, Omar, Y1, Sophie, YR and Sonia, YR; Ola, YR, and Giya, Y3 enjoying their home learning activities!




**"You can never cross the ocean until you have the courage to lose sight of the shore."
- Christopher Columbus**



Filippo, Yusuf and Adan, Y2 are keeping up with their amazing dedication to learning.



Sarah, Y3 has been completing her Spanish learning on Les Partes de la Casa



**Holocaust Memorial Day :
Wednesday
27th January
2021**



**Cole, Y3:
Working on his Judaism set task.**



Adam, YR drew an incredible picture of his teddy-bear! He included so much detail!



**ST CUTHBERT
WITH
ST MATTHIAS
CHURCH OF
ENGLAND
PRIMARY
SCHOOL**

Originally founded as a choir school for St Matthias Church, our school has a rich heritage of education within the context of a Christian framework.

Our school can look back at over a century of providing an excellent education for the children of our community. We have the highest expectations of each one of our children and we work to ensure that every child leaves our school having gained all the important skills and knowledge that will help them become success-

**St Cuthbert with
St Matthias CE
School**

Warwick Road
Earl's Court
London
SW5 9UE

Phone: 020 7373 8225

Fax: 020 7460 0424

E-mail:
info@scwsm.rbkc.sch.uk

WEBSITE:
www.scwsm.rbkc.sch.uk



**STAR LEARNERS OF THE
WEEK**

Congratulations to you all!

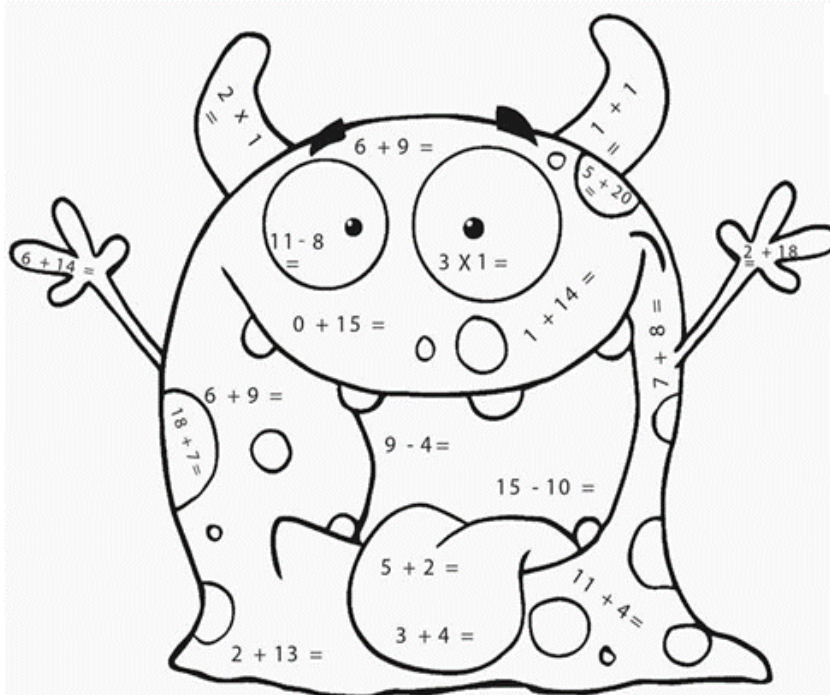
YN	Phoebe	For all your wonderful home-learning and for using flash cards to make an alphabet on the wall!
YR	Antonio	For your amazing storytelling and your fantastic writing!
Y1	Omar	For being up and ready to learn everyday and for returning high-quality learning each week!
Y2	Maxwell	For putting lots of effort into every piece of set work!
Y3	Lillymae	For always being engaged in learning and trying her very best with online learning!
Y4	Anna	For completing every piece of work to a high standard.
Y5	Fatima Boyan	For applying knowledge and completing work to a very good level.
Y6	Ty	For being extremely persistent in your learning of fractions-you've worked so hard and it is paying off!



**PROJECT HOTSHOTS OF THE
WEEK**

Congratulations to you all!


YN	Kylo	For your beautiful Epiphany project!
YR	Mia	For making a wonderful 3D Epiphany project!
Y1	Keira	For completing all of her projects to such a high standard!
Y2	Lewis	For creating a fantastic poster!
Y3	Eva	For going above and beyond with every project! Always amazing effort!
Y4	Serena	For completing her science project to a high standard!
Y5	Daniel	For being creative and going above and beyond!
Y6	Dominik	For a detailed project about ancient Egypt- including a timeline and knowledgeable facts about many aspects of Egyptian life!



2 = Gray 3 = Yellow 5 = Orange
7 = Red 15 = Green 20 = Blue
25 = Pink

**Answers to last week's
puzzles!**

Spring Word Search



				= 22
				= 19
				= 19
				= 15
= 17	= 22	= 17	= 19	