



# St Cuthbert with St Matthias

## Year 1 Remote Learning Timetable Week 2– Week Beginning

### 11<sup>th</sup> January 2021



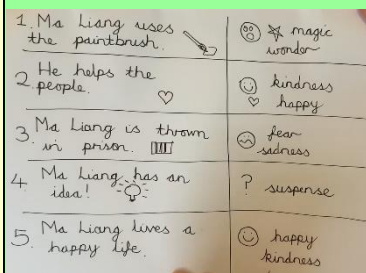
	Monday	Tuesday	Wednesday	Thursday	Friday
8:30 8:50	Wake up, brush teeth, get dressed and have breakfast	Wake up, brush teeth, get dressed and have breakfast	Wake up, brush teeth, get dressed and have breakfast	Wake up, brush teeth, get dressed and have breakfast	Wake up, brush teeth, get dressed and have breakfast
8:50 9:00	Registration- via Telephone Call	Registration- via Telephone Call	Registration- via Telephone Call	Registration- via Telephone Call	Registration- via Telephone Call
9:00 9:20	PE with Joe Wicks Body coach <a href="https://www.youtube.com/channel/UCAxW1XT0iEJo0TYIRfn6rYQ">https://www.youtube.com/channel/UCAxW1XT0iEJo0TYIRfn6rYQ</a>	Cosmic Yoga- Sonic the Hedgehog <a href="https://www.youtube.com/watch?v=QM8NjfcF0g0">https://www.youtube.com/watch?v=QM8NjfcF0g0</a>	PE with Joe Wicks Body coach <a href="https://www.youtube.com/channel/UCAxW1XT0iEJo0TYIRfn6rYQ">https://www.youtube.com/channel/UCAxW1XT0iEJo0TYIRfn6rYQ</a>	Cosmic Yoga- Frozen <a href="https://www.youtube.com/watch?v=xlg052EKMtk">https://www.youtube.com/watch?v=xlg052EKMtk</a>	PE with Joe Wicks Body coach <a href="https://www.youtube.com/channel/UCAxW1XT0iEJo0TYIRfn6rYQ">https://www.youtube.com/channel/UCAxW1XT0iEJo0TYIRfn6rYQ</a>
9:20 10:20	Phonics <a href="https://www.youtube.com/watch?v=81IbEoWELU&amp;feature=youtu.be">https://www.youtube.com/watch?v=81IbEoWELU&amp;feature=youtu.be</a> Review of phonemes air, ure and er.  Complete the 2 syllable word sheet. Practice reading the words and then put 3 of these into a sentence.  High Frequency Word Reading:  Practice reading sight words using your flashcards from the first pack that you received last week- you can play hide and seek around your house.	Phonics <a href="https://www.youtube.com/watch?v=v7Iw2AnMDW8&amp;feature=youtu.be">https://www.youtube.com/watch?v=v7Iw2AnMDW8&amp;feature=youtu.be</a> Longer Words  High Frequency Word Writing:  Use the sheets in your pack to practice writing the high frequency words.	Phonics <a href="https://www.youtube.com/watch?v=CChBF2ECcMQ&amp;feature=youtu.be">https://www.youtube.com/watch?v=CChBF2ECcMQ&amp;feature=youtu.be</a> Longer Words  Complete the Phase 4 phonics activity mat from your pack. Remember to say the sounds, blend the sounds and read the words carefully.  High Frequency Word Reading: <a href="https://www.ictgames.com/mobilePage/hfwBingo/index.html">https://www.ictgames.com/mobilePage/hfwBingo/index.html</a> Play bingo using phase 4 words, found at:  <div style="border: 1px solid black; padding: 5px; width: fit-content; margin: 5px auto;"> <p>went ☆</p> <p>from ☆</p> <p>it's ☆</p> <p>just ☆</p> <p>help ☆</p> </div> <div style="border: 1px solid black; padding: 5px; width: fit-content; margin: 5px auto;"> <p>help ☆</p> <p>do ☆</p> <p>one ☆</p> <p>have ☆</p> <p>what ☆</p> </div>	Phonics <a href="https://www.youtube.com/watch?v=Hpa_u8hsXQUQ&amp;feature=youtu.be">https://www.youtube.com/watch?v=Hpa_u8hsXQUQ&amp;feature=youtu.be</a> Longer Words  Complete the yes/no question sheet. Read the questions, answer them and then draw a picture to illustrate one of them.  High Frequency Word Writing: <a href="http://www.ictgames.co.uk/literacy.html">http://www.ictgames.co.uk/literacy.html</a>  Practice reading and writing high frequency words for year 1 by spelling them to feed the birds.	Phonics <a href="https://www.youtube.com/watch?v=ZG30Wv377SA&amp;feature=youtu.be">https://www.youtube.com/watch?v=ZG30Wv377SA&amp;feature=youtu.be</a> Review of the week  High Frequency Word Reading and Spelling: <a href="https://www.roythezebra.com/reading-games/tricky-words.html">https://www.roythezebra.com/reading-games/tricky-words.html</a>  Read the word and then use your magic camera to take a photo of it before remembering the way to spell it.
10:20 10:50	Writing –Oak Academy English Lesson <a href="https://classroom.thenational.academy/lessons/to-make-inferences-based-on-what-is-said-and-done-6nk62t">https://classroom.thenational.academy/lessons/to-make-inferences-based-on-what-is-said-and-done-6nk62t</a>  Warm up activity- tongue twisters, spelling words ending with the ‘y’ phoneme.  Focus on the story ‘The Magic Paintbrush’.	Writing –Oak Academy English Lesson <a href="https://classroom.thenational.academy/lessons/to-box-up-a-story-for-purpose-cdhpat?activity=video&amp;step=1">https://classroom.thenational.academy/lessons/to-box-up-a-story-for-purpose-cdhpat?activity=video&amp;step=1</a>  Warm up activity- Recap of the story using gestures and expressions, spelling words beginning with the wh phoneme.	Writing –Oak Academy English Lesson <a href="https://classroom.thenational.academy/lessons/to-explore-how-writers-create-mood-6xhp8c">https://classroom.thenational.academy/lessons/to-explore-how-writers-create-mood-6xhp8c</a>  Warm up activity- sensory song linked to yesterday’s work.	Writing – Oak Academy English Lesson <a href="https://classroom.thenational.academy/lessons/to-write-a-story-with-clear-moods-part-1-c8v64c">https://classroom.thenational.academy/lessons/to-write-a-story-with-clear-moods-part-1-c8v64c</a>  Warm up activity- Spelling words that contain the wh phoneme.	Writing –Oak Academy English Lesson <a href="https://classroom.thenational.academy/lessons/to-write-a-story-with-clear-moods-part-2-c8v62c?activity=video&amp;step=1">https://classroom.thenational.academy/lessons/to-write-a-story-with-clear-moods-part-2-c8v62c?activity=video&amp;step=1</a>  Warm up activity- The telephone game- talking to the main character from our story and asking questions.

Read the story from your pack last week and answer the questions about what you have read.

Finding the answers within the text.

Retelling of the story using a story map. Use your story map to say what say what happened in the story.

Boxing up the key events of the story and adding feelings.




Explore the story using your senses- use the grid provided to think about the types of things that you would see, hear, taste and feel if you were the main character in the story.

Add detail to each box using adjectives (describing words) and pictures.

Investigating the different moods that make the audience (us) feel something.

Creation of a mood toolkit- focusing on the setting, action, appearance, thoughts and feelings of characters.



Use the worksheet from your pack to help you create your own fear tool kit using the same structure from the lesson.

Shared writing- using the writer's toolkit for mood from yesterday's lesson listen how Mrs Howley uses the pictures that she has drawn and then writes it into the format of a story.

Make sure that you are saying the sentence, segmenting each word using your phonics and writing sentences that contain capital letters, finger spaces and full stops.



Shared writing task- with Mrs Howley complete the shared writing task together.

Use the template in your pack to help you to write a sentence that includes thoughts and another which includes feelings. Use your writer's toolkit from Wednesday's lesson to help you create the feelings of fear and worry.



11:00  
12:00

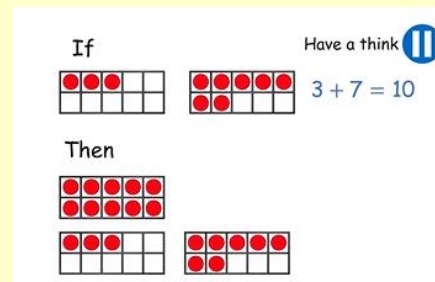
Maths – Lesson 5 from Spring Week 1- Find and make number bonds.

<https://whiterosemaths.com/homelearning/year-1/week-2-number-addition-and-subtraction-within-20/>

Complete the online lesson found on White Rose Maths.

Recap your number bonds to 10 using numicon pieces.

Link your knowledge of number bonds to 10 to find the bonds which make 20.



Complete the worksheet found within your pack. First find the bond to 10 and then use the tens frames to help you find the bond to make 20. Can you see a pattern?

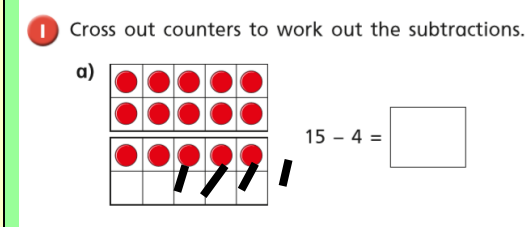
Maths – Lesson 1 from Spring Week 2- Subtractions not crossing 10 Video 1.

<https://whiterosemaths.com/homelearning/year-1/>

Complete online lesson on White Rose Maths. Complete worksheet within pack for subtraction not crossing 10.


An example has been done for you to help you.

- First cross out the counters.
- Count how many are left over.
- Write this as your answer.



Use this same method when solving subtraction number sentences.

Example  
13 - 2 =

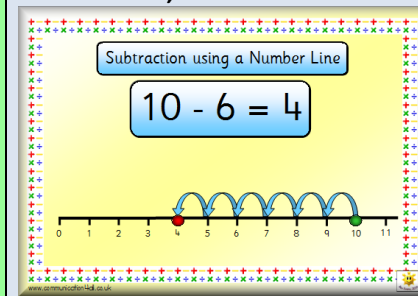


Maths – Lesson 2 from Spring Week 2- Subtraction crossing 10 Video 1

<https://whiterosemaths.com/homelearning/year-1/>

Complete online lesson on White Rose Maths.

Use the counting back strategy to solve problems using a number line;



Complete questions on the worksheet found within your pack.

Maths – Lesson 3 from Spring Week 2- Subtraction Crossing 10 Video 2

<https://whiterosemaths.com/homelearning/year-1/>

Complete the whole of the online lesson on White Rose Maths

Complete questions on worksheet by using the strategies below to help you

The total goes here- children know this as the whole.

There are 12 cars in the car park. 5 of them are blue. How many are red?

-  =   
\_\_\_ of the cars are red.

This is the number which we have been given in the question.

To find the missing number we need to put 5 into our heads and count up to 12 by drawing the missing dots i.e. 5 then draw from 6 so the answer will be 7.

Use the bar model method to help children see

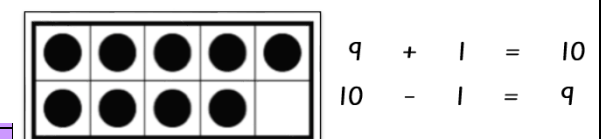
Maths – Lesson 4 from Spring Week 2- Related Facts


<https://whiterosemaths.com/homelearning/year-1/>

Complete the whole of the online lesson on White Rose Maths

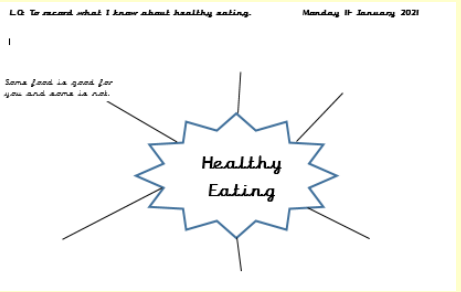
Complete questions on the worksheet within your pack.

Use the images to help you find all of the addition and subtract number sentences, 2 have been completed in the example below to help you. You can use the counters sent home in your pack last week to help you.



		<ul style="list-style-type: none"> <li>• Read the number sentence.</li> <li>• Draw the total number of objects.</li> <li>• Cross off the number being taken away.</li> <li>• Count the number left over.</li> <li>• Record this as your answer.</li> </ul>		<p>the problem. The total is 13 so draw a bar containing 13 equal parts and we know that Oliver has 5 so draw the 5 exactly the same size underneath. Count the bars which are left over to find the difference.</p> <p>Adam has 13 playing cards. Oliver has 5 playing cards. How many more cards does Adam have?</p>  <p>1, 2, 3, 4, 5, 6, 7, 8. So 13 - 5 = 8</p>	
Daily timestables practice – 2 times tables <a href="https://www.educationquizzes.com/ks1/times-tables/2-times-table/">KS1 Times Tables   Revision Quiz for Year 1 and Year 2 (educationquizzes.com)</a>	Daily timestables practice – 10 times tables <a href="https://www.educationquizzes.com/ks1/times-tables/ten-times-table/">https://www.educationquizzes.com/ks1/times-tables/ten-times-table/</a>	Daily timestables practice – 5 times tables <a href="https://www.educationquizzes.com/ks1/times-tables/5-times-table/">https://www.educationquizzes.com/ks1/times-tables/5-times-table/</a>	Daily timestables practice – 2 times tables <a href="https://www.educationquizzes.com/ks1/times-tables/2-times-table/">KS1 Times Tables   Revision Quiz for Year 1 and Year 2 (educationquizzes.com)</a>	Revise 2, 5 and 10 times tables with help from the Super Movers found at: <a href="https://www.bbc.co.uk/teach/supermovers/times-table-collection/z4vv6v4">https://www.bbc.co.uk/teach/supermovers/times-table-collection/z4vv6v4</a>	

**Lunch**

<p>1:00 2:00</p> <p>Design and Technology- To record what I already know about healthy eating.</p> <p>Using the mind map template in your pack, write down all of the things that you about healthy eating.</p>  <p>Prompt your children by asking some questions to help them remember what they already know.</p> <p>Which foods are good for us? Which foods are not good for us? What is the name of the food group that the _____ belongs to?</p>	<p><b>Work on Epiphany Project- See separate overview sheet.</b></p>	<p><b>Work on STEM Challenge- See separate overview sheet.</b></p>	<p><b>Work on Science Project- See separate overview sheet.</b></p>	<p><b>Work on Royal Parks Project- See separate overview sheet.</b></p>
---	--	--	---	---

**Break**

<p>2:15 2:45</p> <p>Reading with adults and watching Newsround <a href="https://www.bbc.co.uk/newsround/news/watch_newsround">https://www.bbc.co.uk/newsround/news/watch_newsround</a></p> <p>Mathletics/Lexia work</p>	<p>Reading with adults and watching Newsround <a href="https://www.bbc.co.uk/newsround/news/watch_newsround">https://www.bbc.co.uk/newsround/news/watch_newsround</a></p> <p>Mathletics/Lexia work</p>	<p>Reading with adults and watching Newsround <a href="https://www.bbc.co.uk/newsround/news/watch_newsround">https://www.bbc.co.uk/newsround/news/watch_newsround</a></p> <p>Mathletics/Lexia work</p>	<p>Reading with adults and watching Newsround <a href="https://www.bbc.co.uk/newsround/news/watch_newsround">https://www.bbc.co.uk/newsround/news/watch_newsround</a></p> <p>Mathletics/Lexia work</p>	<p>Reading with adults and watching Newsround <a href="https://www.bbc.co.uk/newsround/news/watch_newsround">https://www.bbc.co.uk/newsround/news/watch_newsround</a></p> <p>Mathletics/Lexia work</p>
---	--	--	--	--

2:45 3:00	Registration- via Telephone Call	Registration- via Telephone Call	Registration- via Telephone Call	Registration- via Telephone Call	Registration- via Telephone Call
--------------	----------------------------------	----------------------------------	----------------------------------	----------------------------------	----------------------------------

From Monday 11 January:

- The CBBC channel will have a three-hour block of primary school programmes from 9am. This will include programmes from BBC Live Lessons and BBC Bite size Daily as well as Our School, Celebrity Supply Teacher, Horrible Histories and Operation Ouch

**Additional links:**

<p><b>Phonics:</b>  <b>Letters and Sounds</b> <a href="https://www.youtube.com/playlist?list=PLuGr6z2H2KNGObda6B-T36vJlZYN06lOh">https://www.youtube.com/playlist?list=PLuGr6z2H2KNGObda6B-T36vJlZYN06lOh</a>  <b>Mr Thorne Does Phonics</b> - <a href="https://www.youtube.com/user/breakthruChris">https://www.youtube.com/user/breakthruChris</a>  <b>Phonics Play</b> - <a href="https://www.phonicsplay.co.uk/">https://www.phonicsplay.co.uk/</a></p> <p><b>Reading:</b>  <b>Oxford Owl:</b> <a href="https://www.oxfordowl.co.uk/">https://www.oxfordowl.co.uk/</a> Free online reading books and activities for children to read at home.  <b>Audible</b> – <a href="https://stories.audible.com/start-listen">https://stories.audible.com/start-listen</a> (Children’s books free to stream on a desktop, laptop, phone or tablet)  <b>Book Trust</b> – <a href="https://www.booktrust.org.uk/books-and-reading/have-some-fun/storybooks-and-games/">https://www.booktrust.org.uk/books-and-reading/have-some-fun/storybooks-and-games/</a>  <b>Storytime</b>  <a href="https://www.youtube.com/watch?v=gtvYrTzJus&amp;list=PLE5MZB5pedUMQRHw2etfKDKufdGKDiPsU">https://www.youtube.com/watch?v=gtvYrTzJus&amp;list=PLE5MZB5pedUMQRHw2etfKDKufdGKDiPsU</a>  <a href="https://www.plot-generator.org.uk/story/">https://www.plot-generator.org.uk/story/</a>  <a href="https://www.poem-generator.org.uk/">https://www.poem-generator.org.uk/</a>  <a href="https://www.youtube.com/MichaelRosenOfficial">https://www.youtube.com/MichaelRosenOfficial</a> and  <a href="https://www.youtube.com/watch?v=z1cfVQyrQ3Q">https://www.youtube.com/watch?v=z1cfVQyrQ3Q</a></p>	<p><b>Maths:</b>  <b>Maths with Carol Vorderman</b> – <a href="http://www.themathsfactor.com">www.themathsfactor.com</a>  My Bank Maths – <a href="https://learning.mybnk.org/courses/family-money-twist-years-1-2/">https://learning.mybnk.org/courses/family-money-twist-years-1-2/</a>  BBC Bitesize Daily Maths - <a href="https://www.bbc.co.uk/bitesize/tags/zipqqp3/year-1-lessons/1">https://www.bbc.co.uk/bitesize/tags/zipqqp3/year-1-lessons/1</a></p> <p><b>Top mark games (English/Maths):</b> <a href="https://www.topmarks.co.uk/Interactive.aspx?cat=40">https://www.topmarks.co.uk/Interactive.aspx?cat=40</a></p> <p><b>Home Fun Activities:</b>  <b>Cooking with Jamie Oliver</b> - <a href="https://www.jamieoliver.com/features/category/get-kids-cooking/">https://www.jamieoliver.com/features/category/get-kids-cooking/</a>  <b>Music with Myleene Klass</b> – <a href="https://www.youtube.com/channel/UCQh2wgJ5tOrxYBn6jFXsXQ">https://www.youtube.com/channel/UCQh2wgJ5tOrxYBn6jFXsXQ</a>  <b>Dance with Darcey Bussell</b> - <a href="https://twitter.com/diversedancemix/status/1241098264373592065">https://twitter.com/diversedancemix/status/1241098264373592065</a>  <b>Home Economics with Theo Michaels (Mon/Wed/Fri)</b> - <a href="https://www.instagram.com/theocooks">https://www.instagram.com/theocooks</a>  <b>Little Minds:</b> <a href="https://hungrylittleminds.campaign.gov.uk/#2">https://hungrylittleminds.campaign.gov.uk/#2</a></p> <p><b>Wellbeing:</b>  <a href="https://www.annafreud.org/on-my-mind/self-care/">https://www.annafreud.org/on-my-mind/self-care/</a>  <a href="https://www.bbc.co.uk/news/av/newsbeat-52411394">https://www.bbc.co.uk/news/av/newsbeat-52411394</a></p>
---	--