

Loving one another. Learning for our future.

'Our school community is inspired by the parable of the Good Samaritan from the Bible (Luke 10:25-37), where we are encouraged to love one another with courage and compassion. Through friendship, kindness and thoughtfulness, we will nurture each other to learn and flourish as individuals.'

www.scwsm.rbkc.sch.uk

Living our Vision

13 March 2020



Year 5's Blog

This week was a mind-boggling one with lots of new units of work.

In maths we did a tremendously fun unit about line graphs. First of all we had different examples of line graph answers and we had to create our own line graphs using them. After that we had to make some ques-

tions for our peer to answer. The next day, in our maths lesson we investigated word problems using information presented in a line graph. Moreover we resolved problems such as: by 14:30 Jack had walked 6 km. If you would have been there and looked at the line graph you would have seen that Mariam (the girl in our problem) was wrong. That is what we had to resolve: find the correct answer and explain why it was correct in a sophisticated way.

Next up, in English we are still on the unit with (IPEELL,) this time we did about a creature called the Sneaglegator and you might of course guessed it is a made up creature! The letter 'I' stands for introduction, the letter 'P' stands for points (we have three points), the first 'E' stands for elaboration and the second 'E' stands for ending. Finally the double 'L' stands for links and language. We broke down the reference text about the Sneaglegator and wrote it down on our IPEELL plan in bullet points.

We are nearly there! So, in R.E we started a new unit under the name of 'What happens in churches during Lent and at Easter?' Well first of all we discussed the theme of 'Ash Wednesday', to understand it better. After that we started our main activity, which was to make a palm leaf. After we designed it we had to write about someone who inspired us on it. In the end we watched an animated video containing the story of Jesus and how he died on the cross.


Now we are on to D.T, we are having incredibly fun in this unit after the soda bread making we got a homework task to cook our own bread and we even got to add things to it like: Glazing, sesame seeds, and even cheese! About 6 people bought some in to try and if we wanted to add any golden syrup we could just ask!

Big Write


Yay! We finally made it, for our big write we did an information text about the Sneaglegator following our (IPEELL) plan. We wrote everything down carefully building our own reference text about the Sneaglegator. By the way, did you know that the Sneaglegator doesn't need water to survive, everything he needs is the moisture from its prey. Hope you enjoyed our Year 5 blog! *By Sara & Crina!*

SPECIAL DATES

- **Easter Holidays start: 3rd April- Friday 17th April**



Lucile YN "We planted bean seeds because we are reading the story of Jack and the bean Stalk. The giant was very mean."



Fatima YR "We are learning about Diagraphs. This means when two letters make one sound like: qu, ck and ph."



Year 2 explores the Brompton Cemetery for their Earl's Court project.



Our music Maestros this week.



St Cuthbert with St Matthias CE School

PTA Announcement

Come join us for coffee mornings which take place between 9-10 am, every fortnight on Thursdays and are held in St Matthias House. Next meeting is on at 26th March 9am.



Naomi Y2 *"In Art we drew apples from a picture. Then we painted them by mixing our own blend of paints."*

Aaron Y1

"We are learning how to tell time when the big hand is on 12 and the small hand on 1 then its one o'clock."



Christelle Y3
"In English we are making a Harry Potter

broche. We are trying to convince people to come and visit the Hogwarts Studios located just outside of London."

Parents Notice

Can we please ask that parents bring their child to school on time each day (8.45). If your child is late and does not fill in the late sheet you will receive a text message.



Year 4's Brilliant Blog

This week in English we learned about list poems. We got a list poem and had to make actions for each word we said and we acted it out in front of the whole class. We also wrote our own list poems in our English books. All our poems were about what we liked mine was called things I like.


In Maths this week we started a new topic fractions but before that our topic was area. If you don't know what area is area is when you count the space that's inside and fit how many 1 cm squares you can fit inside then when you know how many squares you can fit you put cm squared. Now we will talk about our topic this week fractions. We had to see how many parts there are in the shape and see how many were shaded then we wrote the fraction and we did reasoning questions about fractions.

This week in R.E. This week We got asked does fame and Christianity faith go together. We made posters about people that are Christians and there famous there was a famous surfer and she only had one arm because she got bitten by a shark while she was.

In P.E. we got hockey sticks and a tennis ball and we first dribbled the ball and then we zig zagged around the cones. Also we played turtle tag. If you do not know how to play this game here are the rules there are 3 catchers with each have 1 ball and they have to catch us the only way to protect ourselves is by ducking down but we can only duck down for 3 seconds. If we get caught we have to go on our backs and wait for someone to pull us up and revive us. Then we played zombie tag its kind of the same as turtle tag but some rules are different. In zombie tag there are 3 catchers they each have 1 ball each they have to try catch us if they do we have to walk like a zombie and the people that got caught can catch other people who are not caught. *By Fatima and Daniel A*

HEAD TEACHER'S LETTER

Dear St Cuthbert children and parents,
It has been a week of many uncertainties – yet well done to all children for taking advice about super hand-washing on board, AND for keeping heads down to focus on their learning!
There have been some great minutes of sunshine, enabling joyful and energy-filled playtimes outdoors! There have also been some wonderful out-of-the-ordinary events for Y2 and Y6: a local area walkabout for Y2 as part of their Urbanwise local area project, and a Climate Change workshop for Y6, giving them a chance to reflect on our environment and create something to enable positive change! Thank you so much to our workshop leaders for spending time inspiring our St Cuthbert children.



And now from joyful learning, we turn to a sad farewell. Our Mr Reid is moving on to different and exciting pastures at the end of this spring term. He will be leading on a community project just a stone's throw from St Cuthbert School, within a community needing a bouncy, energetic, caring and compassionate mentor - with a sense of humour! Who else other than Mr Reid! So of course it is right that we share our very own PE teacher with a neighbouring community. Thank you Mr Reid for all your time and energy given for our St Cuthbert children - in school, after school, onsite and offsite - over past years! You know you will be missed and we know you are



not severing ties! We wish you all the very best of energy and wisdom on your new journey...

Finally, there is just space left to wish our St Cuthbert community a healthy and hand-washing-filled weekend.

With best wishes,
Gill Putterill and the St Cuthbert Teaching Team

@SCwSMPrimary

"Courage is not the absence of fear, but rather the judgment that something else is more important than fear."
Ambrose Redmoon

Year 6's Blog!

Welcome to our Year 6 blog!

In Maths, we have been learning about decimals, percentages, word problems with ratio and proportions and much more. After this, we did reasoning and problem solving. Though it was tricky, later we found out that it was not so hard after getting used to it and trying it multiple times. Year 6 now know how to convert between fractions, decimals and percentages to enable them to order and compare them. We know how to draw and translate simple shapes on the co-ordinate plane and reflect them in the axes.

Are you ready to know what we have been learning about in History? We split up into 5 different groups to study and research about George Stephenson and how railway expansion started – a turning point in British history since 1066. In our groups, we made 3D models of train locomotives using different re-cycled materials such as cardboard, tissue paper, wooden sticks, and card. With this, we also added our written research to link to the model that we had all worked on together, in our individual groups. Over the last few months as a class we have really learnt productively about how to create masterpieces out of re-cycled products to inspire our learning.

In Spanish, Hola! Keeping with the re-cycling theme, we created models that represented specific buildings such as Granada and a church in Malaga which Year 6 will soon visit when we go Spain. Referring back to the models, when we finish our models, we will be able to paint them and make the model look like the actual building in Spain! Watch this space to see the final pieces!

Amazing... That's how we would describe our lesson this week! In Music a range of different African music was the theme this week and we were able to use the drums to create a number of sounds that an African tribe would use. In our groups, there was a leader and two followers and together we made a rhythm of eight beats and while the first beat was being sounded out the second beat would join in. We really enjoyed it.

In RE in our lead up to Easter, we are learning about how the Easter story relates to God's plan of Salvation. Forgiveness and forgiving others is something that we should all be reminded of daily. This is something we have all talked about in our class collective worship as well.

In English we are focusing on the Explanation report and we analysed an explanation of the effects of acid soil. We annotated a passage under the headings using text structure and language features. Our homework task was to research the process of how honey is made or the process of bee decline. Next we will write our own incredible explanation report.

Our Climate Change workshop

On Thursday morning, a group of Imperial College students came to our school and worked with us, teaching us about climate change. They brought many re-cycled materials like plastic bottles, boxes and many other exciting objects! Then we worked in our groups to create an amazing 3D model with the materials we could choose. When we had finished making our models, we all presented them to the class. We learnt some terrifically interesting facts! *By Kim and Ricari*



Year 6's fantastic puppets characters from their favourite books. Also beautiful DT display of slippers in Year 6.



Mehdi Y2 "In English we have been learning about fantasy stories. We read one and drew pictures. Then we planed and wrote our own versions."



Serena Y3 "In History we have been making shields from the Roman times and learnt a formations they do called Turtle formation."



Hannah Y1 "We learnt about castles. What is inside it and who lives in it. A knight, a queen or a king lives in a castle. We then wrote an 'I wonder...' questions in our books."



STAR LEARNERS OF THE WEEK

Congratulations to all of you!



Our new, exciting and delicious lunch menu provides healthy options for our children.



R	Husna	For improved sentence writing.
1	Lola	For trying supper hard in her Phonics and Maths.
2	Eva	For her outstanding presentation, her effort and fantastic work in every subject.
3	Hassan	For excellent recall about Moses's life.
4	Ama & Daniel.C	For a fantastic attitude towards his learning.
5	Illya	For being a calm presence in the classroom.
6	Yousof	For excellent reading progress this week.

