

Loving one another. Learning for our future



19 April 2024

www.scwsm.rbkc.sch.uk

Year 6 's Blog

Welcome to Year 6's outstanding blog!

Maths

In Maths, we have been doing algebra function machines and we have been practising finding the unknown number in an equation. Then, we have been doing numbers from output to input and trying to find the missing numbers of an equation then we wrote it in our books

English

In English, we have been learning about prepositions in depth and also we have been revising our phrases, clauses, adverbs, objects, subjects, nouns and adjectives. We have been also doing types of sentences and wrote them in our books so we can remember them. In general we have been doing revision and we have done a reading comprehension test and we will mark them today.

Science

In science we have been learning about and the classification of things and we have been learning about the man who invented classification groups such as invertebrates which either have hydrostatic exoskeletons or regular exoskeletons. The man who created the groups was called Carl Linneus and he started classifying animals. Which animal group do you think the platypus belongs to? It actually belongs to the mammal group. Did you know that octopuses have 9 brains? One central brain that controls everything and 8 smaller nerve cells in each arm that act like smaller brains.

RE

In RE we have been learning about the Pentecost and how the Christian message has survived for over 2000 years. Did you know the first 4 languages original languages of the Bible were Aramaic, Hebrew, Latin, Greek. *By Mehdi and Mo-*

DATES FOR YOUR DIARY:

- POLLING DAY 2nd May (school closed to pupils). Staff INSET day.
- Bank Holiday - 6th May
- KS2 SATS Week—Week of 13th May
- SPORTS MORNING Holland Park 22nd May



Mazai YN "We read the book about the Hungry Caterpillar who ate all the food. We also went on nature walk in the playground with magnifying glasses and found slugs. One was shy and stayed in his shell."



Good Samaritans

Andalus, Zara, Louis from Year 1, are this week's Good Samaritans for incredible thoughtfulness in helping Mrs Polad with recycling-without being asked.



Rayan YR

"I made my poster of the life cycle of plants with my Mom and brother. First there were seeds the when it rains the plant grew."



**"You're off to Great Places!
Today is your day!
Your mountain is waiting,
So... get on your way!"** Dr Seuss



Nicola Y1 "I made a puppet show about life in the castle with a king, a knight, and a princess."



Alexander Y2
"I made a puppet show about the Three Little Pigs with the help of my brother and my cousin."



Year 4's Blog

Welcome to year 4s eye-catching blog!

In English we are learning about nature poems. We first wrote all of the text features and all of the language features and then we watched a video of all of the features. And then we wrote what we liked about 2 of the poems that we read before.

In Maths we are learning about the perimeter of shapes and the area of the shapes too. We did two sheets of area and if we completed them, we would win 5 dojo points and some of us won the 5 dojos at the end of the lesson! We also worked a bit on the white boards when we were finished with the test and when we did, we had to draw our own shape and find the perimeter of it.

In DT we are learning about alarms and torches. We also had to stick pictures of alarms and torches in our books to write what they were and what the purposes of them are. After that, we looked around the school for all the different alarms such as: Fire alarms, floodlights and smoke detector.

In Science we are learning about electricity. We learnt that we get electricity from the mains or from batteries. We also sorted devices according to whether they work with the main electricity or from batteries. We also had a quiz to say all the dangers of electricity such as getting shocked by an outlet. *By Malak and Alfred*

Head Teacher's Letter

Dear St Cuthbert children and parents,

We were welcomed back to school by an amazing tub of 'strawberries and cream' tulips on Monday morning and we are hoping that we will be seeing many more tubs of flourishing plants in the coming term- if all goes according to plan...

The floral display jump-started us into action and with Earth day on Monday, we have big plans for the Earth Hour lesson that day.

Just before our Easter break, we celebrated Earth Hour and our Early Years classes thought about aspects of the Earth that are special to them. As a result, we have two beautiful Earth pictures which will soon be decorating our corridor! Thank you to our EYFS pupils.





Yesterday, our Y1&2 classes were overjoyed that a PE lesson in the first week back could be delivered outside in bright and warm sunshine and as this is such a rare treat these days, I thought it a good idea to capture the moment.



Another moment worthy of mention is the whole school Online Safety talk that took place yesterday. Please take time this weekend to ask your child about some important messages that were shared by PC Kerry.

Now finally, just as plants outside are beginning to flourish, our Prayer Tree indoors is flourishing too! Our pupils have been busily engaged in writing prayers of thanks and prayers asking for help-most especially as we consider those affected by conflict.



So with thoughts of summer gardens, summer sunshine, our precious Earth and powerful prayers, I wish you a restful and happy weekend.

Best wishes,

Miss Putterill and the St Cuthbert Teaching





Year 3's Blog

Year 3's first astonishing blog!

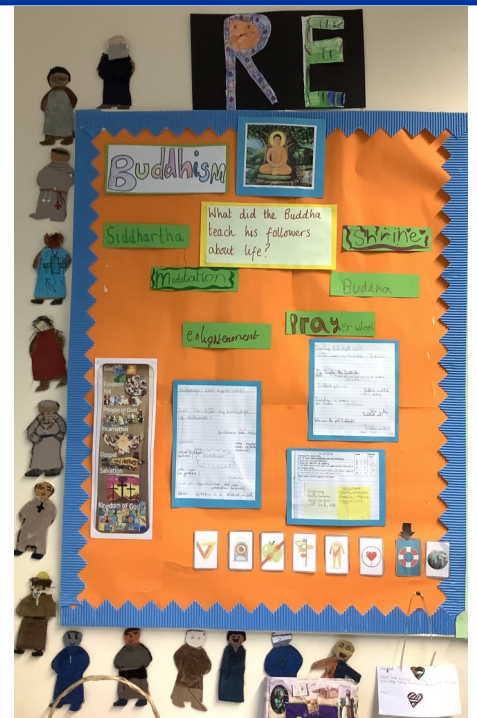
In English we have been look at poems. We also did a mind map about nature poetry. Which is a poem that concentrates on nature. Then we read two poems called, Autumn Fires and First Primrose. We also assessed the poems and wrote what we liked and didn't. We looked at words we use in a poems such as similes, alliterations, personification, and metaphors.

In Maths we learnt about calculating areas and parameters of different 2D shapes. We added the sides of the shape to find out the perimeter of the shape. Then we learnt how to find the missing length of the perimeter of a rectilinear shape. We also learnt about greater than, less than and equal to in terms of perimeters.

In Science we have been learning about light and shadows. We did an experiment ow a torch in a box to see how shadows are made. We firstly made a small hole in a box. Then we put different items in the box and we lit the torch to see the type and the length of the shadows. We found out when we put the light source at angle we created a shadow but when the light in on top of the items we could not see any of the shadows.

In RE we have been learning about the Buddhism religion. How the Buddha meditated instead of praying. We did a mind map about Buddhism with facts and questions. We also wrote some facts that we already knew such as Buddhists worship in a temple as well as in a quiet place like a forest. Did you know that the Buddha was sad to see other people were suffering?

In DT we have been learning about alarms such as fire alarms, smoke detectors and burglar alarms. We also been learning about burglar pad traps so when ever you step on the mat the alarm goes off. *By Tala and Nezhah*



Year 3's fantastic RE display about Buddhism.



Nursery's lovely Write and Dance session.



A beautiful display Puppet shows in Year 1.



Year 5's Blog

WELCOME TO YEAR 5's OUTSTANDING BLOG

English

In English we learnt about a book called The Hobbit. The book is about mini people called Hobbits and first we were told about a hobbit called Bilbo Baggins. After, we read the story we answered questions about the book. Then, we split our page into three parts; Right choice, wrong choice and neutral.

Science

In Science, we have been learning about humans and animals. We drew boxes and wrote about different animals. In the boxes, we wrote the names of the animals, there gestation, their lifespan, there size and number of offspring per pregnancy.

RE

In RE we did a recap of what we learnt about in spring. First, we wrote our mind map for Sikhism. On our mind map we wrote what we remembered from the last lesson in spring - about Sikhism. We remembered about the 5 k's also known as kesh, kara, kangha, kirpan and kachera.

In DT we are learning about instruments. First, we did a caracell. My first instrument my table had was the tambourine then, we had a ukulele after, and we had a drum and the hand drum. *By Ashley and Nazim*



Louis Y1 "I made a family tree of my family all the to my great grand mother called Mamie Cat."

This Week's Attendance

Class	Attendance
Y5	94%
Y2	93%
Y6	91%
Y3	89%
YN	88%
Y1	88%
YR	87%
Y4	69%
Total	88%

'As a school community we are inspired by the parable of the Good Samaritan from the Bible (Luke 10:25-37), where we are encouraged to love one another courageously and with compassion. Through friendship, kindness and thoughtfulness, we will nurture each other to learn and flourish as individuals.'

Loving one another. Learning for our future.

STAR LEARNERS OF THE WEEK

Congratulations to you all!

- YN Vedha For showing enthusiasm during RE lesson.
- YR Anays For being such a welcoming and helpful friend to our new friend this week.
- Y1 Nathaniel For eagerly engaging in class discussions.
- Y2 Haider For flourishing in his learning.
- Y3 Yusuf For working really hard and persevering with tricky tasks.
- Y4 Alfred For working hard in all subjects.
- Y5 Kleon For showing determination in his learning.
- Y6 Lillymae & Giya For showing compassion during our Maths lesson.



HOME WORK HOTSHOTS OF THE WEEK

Congratulations to you all!

- YN Dalia For always completing her home work to a high standard.
- YR Rayan For showing excellent effort in his life cycle project.
- Y1 Nicola For creating a shadow theatre and presenting a phenomenal show.
- Y2 Gioena For a detailed 3D family tree.
- Y3 Tala For completing all of her tasks to a high standard.
- Y4 Neimah For trying her best in her home work, even though she has been moving house.
- Y5 Michael For completing his home work to a high standard.
- Y6 Cole For completing his home work to a very high standard.

Puzzle Time

DOUBLE PARKING

Please can parents respect our request not to double-park at drop-off and pick-up times. This creates danger for our pupils and blocks exits and entrances for residents. If this issue persists, the residents will take action by asking the council to block the road.



**Warwick Road
Earl's Court
London
SW5 9UE**

**Phone: 020 7373 8225
E-mail: info@scwsm.rbkc.sch.uk**



SUM MATRIX

Each different face represents a different whole number. The sum of each row and column is given, except for one. Can you figure out the missing sum in these two puzzles? The number represented by a particular face is not the same in the two different puzzles. HINT: Use algebra!

				30
				30
				30
				?
30	20	32	37	

				29
				33
				22
				?
20	38	24	33	

There will be exciting prizes, for the right answer to this week's puzzle handed in on **Thursday**. Please write your name and answer on a separate piece of paper. Good luck!

Solution for the last puzzle

HAPPY EASTER
Crossword

ACROSS

- You might do this to eggs for Easter.
- A hen makes this.
- Used to color eggs.
- The hen's baby.
- Colorful candy you might find in an Easter basket.
- Peter Cottontail is one.

DOWN

- Eggs might be made from this.
- Look for eggs.
- Easter Day event.
- Yellow or white spring flower that grows from a bulb.
- What the Easter Bunny brings.
- A pretty hat worn on Easter.
- Don't eat too much of this or you might get a belly ache.

ANSWERS:

ACROSS: 4. DYE, 7. CHICKEN, 8. JELLY BEAN, 9. BUNNY, 10. CANDY, 11. RABBIT.

DOWN: 1. BASKET, 2. EGG, 3. EASTER, 4. DAFFODIL, 5. HAY, 6. HAT, 7. HEN, 8. EGG, 9. BUNNY, 10. CANDY, 11. RABBIT.