

Loving one another. Learning for our future



07 June 2024

www.scwsm.rbkc.sch.uk

Year 6's Blog



Welcome to year 6's spectacular blog!

In English, we read a story called Mac's short adventure. We first made a story mountain about the story and also made a mind map (about Narrative) and we also recalled some different text types.

We took notes on characters we want and problems we can have for making our own stories. After we made our own story mountains of what we wanted our story to be about, we started to first write our Dilemma (the problem) and the Dilemma is the main problem so in our first paragraphs, we added tension and drama. Jasmine: "My story is about a girl called Bella with her cat Midnight who runs into the forest because she got scared of a loud bang and Bella also follows her and gets lost, far away from home". Aisha: "My story is about a boy called Charlie whose dream is to become a footballer but his bullies and father make him lose his courage and he feels a bit overwhelmed". A while later, we chose one paragraph to edit and we improved it by adding phrases, fronted adverbials and some short sentences.

In RE, we were talking about how rules are important and affect our lives. We made a mind map on 'Who decides?' In our mind map, we listed places that have rules and we also listed some responsibilities we have such as homework, picking up rubbish after yourself, not defacing school properties and many more! One of our tasks was to write on a sheet about rules and responsibilities in places in general etc. school, the train, the police station, the park, companies and the parliament. In our books, we answered the question 'Why do we have rules?' and Jasmine's answer was "We have rules so that we can have a safe world and so we do not hurt other people's feelings or do something bad and get away with it." One of our other questions was "How do rules affect our lives?" and my answer was "Rules affect our lives by ensuring we are safe and comfortable in our community".

For DT, we made first made a mind map about graphic designs. We listed places you can find graphic designs at such as, a gallery, a museum, an exhibition and also on a billboard. Graphic designers design labels, packaging and books etc. Once we completed our mind map, we wrote some words and their meanings in art: form is how things look and typography is letters and words. After that, we had a very fun task which was to write our names in different types of fonts and then we coloured them in to express our feelings. Jasmine's was to represent that I am calm and focused and I used colours and patterns that really suited me. Content is part of a design and it is the purpose of selling an object, the concept is an idea.

By: The wonderful Year 6 team, Aisha and Jasmine

DATES FOR YOUR DIARY:

- Class Photos—June 10th
- Polling Day -4th July: Our school is a polling station.



Alonso YN, "In Nursery we are learning about sea creatures. I'm helping making a whale because she lives in the ocean."



Viktoria YR, "We made a star fish in our class for World Ocean Day."



Good Samaritan

Jacob from Year 1, is this week's Good Samaritan for offering his helping hand voluntarily and helping with cutlery duties.



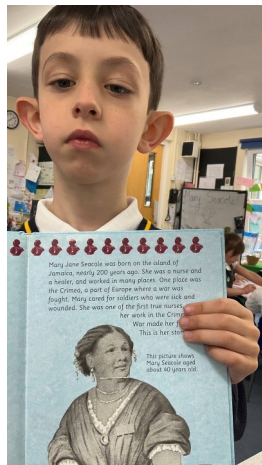
Year 5 submitted their design for the Open City Charity competition. Best of luck St Cuthbert's!

ST CUTHBERT WITH ST MATTHIAS CE SCHOOL

"If you get tired, learn to rest not to quit." Banksy



Delsa Y1 "In Maths we are learning about time. We drew our own clocks and wrote quarter past, half past, quarter to, and o'clock. We also arranged the days of the week correctly."



Kylo Y2 "In English we are writing about the a nurse called Mary Seacole. She was a nurse and a healer. Did you know that Mary Seacole was born in the island of Jamaica, nearly 200 years ago?"



Year 3's Blog

Welcome to our

awesome Year 3's blog!

In English, we learn about persuasive writing. We annotated an example of persuasive writing with key language features and text structure such as opening paragraph, opinion written as fact. Rhetorical questions, and logical conclusion. We then made a mind map about persuasive writing.

In Maths we are learning about statistics. We made a mind map about statistics where we wrote words like data, pictograph, graph, numbers and key. We also learnt that statistics has always a key, e.g. $O=3$.

In RE we asked a question about who Jesus is? Then made a mind map answering the question with what we already know about Jesus's life, his characteristics and things he did. We also looked at key vocabularies such as resurrection, eternal life hope, trust, Jesus, God, spirit, Christian, and human.

In Art we are exploring decoupage and creative design. Decoupage is the art of decorating surfaces by applying cut-outs (as of paper) and then coating with usually several layers of finish (such as lacquer or varnish). We looked at different pictures of decoupage objects from different cultural traditions and socio economic backgrounds. Including British culture. We then made a mind map and described pictures of different objects with various patterns designs. *By Mesbah and Fatma*

Head Teacher's Letter

Dear St Cuthbert children and parents,

I would like to start my letter by introducing Charlie the Raven! A big thank you to our Y1&2 children who have been designing glorious outfits for Charlie, ahead of their visit to the Tower of London this half term. And further thanks to Historic Royal Palaces Superbloom project co-ordinators for enabling this project for our school. The children had to decide on characteristics for Charlie and decided that he would be kind, thoughtful, courageous and curious - in essence, a Good Samaritan!



As part of the project, we have additionally had a whole school initiative to revamp our school garden in the hope that our newly-planted seeds will flourish and attract a variety of insects to St Cuthbert's.



And, inspired by the gardening action, our apple trees have presented us with their very first apples! We are holding thumbs that little fingers will keep away to enable the apples to flourish in coming warmer days...



With World Ocean Day on 8 June, we have been diving into research and creativity around the amazing creatures inhabiting our seas! A big thank you to children and families on the half-term Ocean project - we have been sharing some fantastic evidence of great research and hard work in our Worship assemblies this week.



On that note, I would like to wish you two restful days ahead in what promises to be a slightly sunny weekend...

With best wishes,

Miss Putterill and the St Cuthbert Teaching Team

lies for their work

Year 4's Blog

Welcome to Year 4's astonishing blog!

In English, we are learning about persuasive writing. Because this is a new topic, we made a mind map. After that, we stuck in two persuasive letters so we could label them. We also compared the differences of each one. We also used a sheet that said what we needed to find in the letters.

In Maths, we have been learning about statistics. We also made a mind-map since it's a new topic. We also learned about data and pictograms. After that, we did a few work sheets and then answered them in our books. We also answered some hard questions our teacher gave us using a pictogram. We also drew a few pictograms on our whiteboards.

In Art, we are learning about Decoupage. We made a mind-map because it's also a new topic. We cut out pictures of decoupage things and then wrote if we liked it or not. We then drew our own design of how we would make our decoupage.

In Spanish, we are learning about Pets. There are called Cotorra, Tortuga, Gato, Perro, Hamster, Conejo, Raton and Pez. We went to the website Learning Angels and did a quiz. After that, we translated English sentences into Spanish sentences.

In Geography, we are learning about urban and rural. We did a mind-map (Again!) because this is a new topic too. We also compared human geography and physical geography. After that, we got two sheets of paper and then we cut out pictures and stuck them in on the sheet that had either human geography or physical geography. *From Malak and Sarah*



Jacob Y1 "We made lanterns for our history of nurses display. Florence Nightingale, is also called the lady with the lamp because she visited patients in the night carrying a lamp."



A display about Charlie the Raven who is also a good Samaritan.



Sizar Y2 "For the World Ocean Day, 08 June, we are making sea creatures in every class. We are making a giant jellyfish."



A beautiful Star fish from Reception and a fantastic turtle from Year 3.



Year 5's Blog

Welcome to Year 5's magnificent blog!

In English, we are learning about poems. In the lesson we read a poem called The Walrus and The Butterfly. The poem was about a walrus and a butterfly who wanted to clear the sand on the beach but they were stopped by oysters. The walrus and the butterfly, were so annoyed with them for arguing that they ate the oysters. After we read the text we explored its use of language. Then we answered question on the text. We also compared two versions of the same poem with different characters.

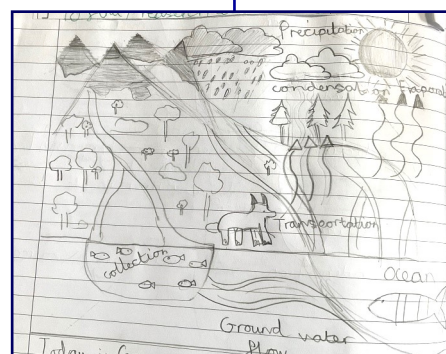
In Maths, we learnt about Statistics. Statistic means diagrams which represents data (information). In this lesson we drew Line Graphs. There are 4 different types of graphs such as: scatter graph, bar graph, pie chart, and line graphs but we focused on line graphs. We had to figure out three word problems which each include line graphs.

In Geography we learnt about rivers and water cycles. In this lesson we mainly focused on the water cycle key features such as collection, evaporation, condensation, and transportation. We recreated the water cycle in a simple experiment. WE used ice cubes, two clear bowls of hot water and Clingfilm. We put the hot water in the bowl and cover the bowl with the clink film and placed the ice cubes on the cling film. The aim was to see if precipitation falls 'on land'. In our results after twenty minutes the droplets were collected in the small bowl. Finally we did a diagram of how a water cycle works in our books.

In RE we started a new topic about how Muslims live and embrace their faith in a diverse world. We made a mind map about it. We looked at the importance and significance of the shadahadah to a Muslims life. *By Kleon and Yusuf*

This Week's

Class	Attendance
Y2	100%
YR	97.06%
YN	97.00%
Y1	95.83%
Y3	93.27%
Y4	92.50%
Y5	92.11%
Y6	87.50%
Total	94.19%



'As a school community we are inspired by the parable of the Good Samaritan from the Bible (Luke 10:25-37), where we are encouraged to love one another courageously and with compassion. Through friendship, kindness and thoughtfulness, we will nurture each other to learn and flourish as individuals.'

Loving one another. Learning for our future.

STAR LEARNERS OF THE WEEK

Congratulations to you all!

YN Nourah	For always taking turns and playing well with others.
YR Ahmed	For flourishing in Maths. Ahmed knows 1 & 2 time tables confidently.
Y1 Nicole	For writing descriptive sentences and trying his best.
Y2 Joana	For writing a fantastic character description using subordinate conjunction.
Y3 Ibrahim	For developing his reading skills during guided reading.
Y4 Sarah	For flourishing in her learning across all subjects.
Y5 Kleon	For preserving in your learning.
Y6 Terye	For writing a really good dilemma in his story.



HOME WORK HOTSHOTS OF THE WEEK

Congratulations to you all!

YN Emily Su	For using resources to make a fantastic sea scene.
YR Alex	For producing a very thoughtful picture of the ocean.
Y1 Leo	For producing a detailed <i>Mathematician of the Term</i> project.
Y2 Kylo	For producing a fantastic <i>Mathematician of the Term</i> project.
Y3 Yusuf	For trying his best in his half term homework.
Y4 Alfred	For producing a fantastic project.
Y5 Anand	For consistently writing comments in his reading record, even in the half term break.
Y6 Ana and Lymar	For creating fantastic sea creatures with informative leaflets.

There will be **exciting prizes**, for the right answer to this week's puzzle handed in on **Thursday**. Please write your name and answer on a separate piece of paper. **Good luck!**

Notice to Parents

Polling Day - 4th July

Our school is a polling station so will need to be closed to pupils for onsite learning. Learning will be via Google Classroom and children will log on at normal school time from home to register. We will provide details closer to the time.

DOUBLE PARKING

Please can parents respect our request not to double-park at drop-off and pick-up times. This creates danger for our pupils and blocks exits and entrances for residents. If this issue persists, the residents will take action by asking the council to block the road.



Puzzle Time

ACCEPT
ACTS
BABYSIT
BAKE COOKIES
BE COURTEOUS
BE GENEROUS
BE TOLERANT
COMPLIMENT
DONATE
ENCOURAGE
HOLD THE DOOR
HOSPITALITY
INVITE
KINDNESS
LISTEN
PICK UP LITTER
PLANT A TREE
RANDOM
SAY HELLO
SAY THANK YOU
SMILE
TIP
VISIT
VOLUNTEER



DIRECTIONS: Find and circle the vocabulary words in the grid. Look for them in all directions including backwards and diagonally.

Solution for the last puzzle Come Rain or Shine



Blizzard
Clear
Climate
Cloudy
Cold
Drought
Fog
Forecast
Frost
Hall
Heatwave
Humidity
Hurricane
Lightning
Mist
Overcast
Rain
Rainbow
Seasons
Sleet
Snow
Storm
Sunny
Temperature
Thunder
Tornado
Warm
Wind



**Warwick Road
Earl's Court
London
SW5 9UE**

**Phone: 020 7373 8225
E-mail: info@scwsm.rbkc.sch.uk**

