

Loving one another. Learning for our future



26 January 2024

www.scwsm.rbkc.sch.uk



Year 6's Blog

In Maths, we have been learning about multiplying and dividing fractions. Multiplying fractions by fraction is very easy, you just have to multiply the numerator by the numerator and the denominator by the denominator. But dividing fractions is not that easy because you need to reverse the second fraction and multiply the denominator by the In English we have been learning about poetry and we analysed a poem called The Highwayman. Which is a narrative poem. We also looked at more poems such as The Listeners and Smugglers. They are poems in older languages. We answered some questions about the poems we read. E.g. who was the poet talking to? Who do you think the phantoms are? The poet was talking to the readers. The phantoms are the Listeners. We also analysed a non-fiction text about recycling.

In Science, we have been learning about electricity also how a circuit works, and how to make one work. We learn about the components. E.g. battery, wire, bulb, buzzer, motor, switch off, and switch on.

In RE we have been learning about Buddhism and what pagoda, meditation alms, and kamma are. We also learnt about the story of Buddha and enlightenment. We learnt about samsara nirvana and karma samsara is a cycle of birth, death, and rebirth. Nirvana is when a person has gained enlightenment and breaks free from the cycle and karma is our good or bad deeds having good or bad consequences. Karma and kamma have the same meaning.

In DT we have been learning about what is fast fashion and the problems that fast fashion creates. Also, we learn about stitches and the different types of stitches. Because we were practicing to make phone holders. There are a lot of types like back stitches running stitches and cross stitches and we are designing the phone cover.

DATES FOR YOUR DIARY:

- Half Term
12th – 16th February



Mezai YN "We are learning about healthy eating. We can't eat cake all the time because it makes our teeth dirty. I eat apple and oranges instead."



Amina YR "In PE we all got a gold medal each. Because we did our tasks perfectly"



SCHOOL FOOTBALL TEAM

The St Cuthbert's football team won 3 games in a row. Mohamed from Year 6 scored 3 goals and Kleon from Year 5 scored 3 and Terye from Year 6 scored 2. In the first game our school football team won 2-0. The second game ended 3-1 the last game ended 4-0. In assembly this morning the team got certificates and gold medals for winning all the games we played! *By Anna and Ethan*




Tidy Teds

Tidy Ted for KS1 was awarded to Nursery and Reception classes for tidy book corners, and Tidy Ted for KS2 was awarded to Year 6 for also having a tidy book corner.

ST CUTHBERT WITH ST MATTHIAS CE SCHOOL

"He who asks a question is a fool for five minutes; he who does not ask a question remains a fool forever." **Chinese Proverb**



Kylo Y2 *"In Maths we continue to learn about money. We counted pennies and pounds together to make the right amount."*

Year 4's Blog

Welcome to our amazing Year 4 blog,

In English we learned about fairy tales and the Three Little Pigs we watched different versions to look at differences. We wrote what we like and what we dislike I dislike that colours were a little bit darker then in other versions, I liked that the wolf try to get something from pigs, but pigs thought that he wanted to eat them . We wrote the other version of the Three Little Pigs.

In Maths we learnt about multiples of ten. We looked at the relation of repeated addition and multiplication. E.g. $10+10+10+10=40$, $10 \times 4=40$. We then solved word problems multiplications. We even created our own word problems. Finally we shared groups into equal groups. By using division. E.g. $5 \times 6=30$, $30/6=5$.

In Spanish we learned about healthy food and unhealthy food we wrote our own paragraph about healthy food that we want to eat more. Also we wrote about unhealthy food that we want to eat less. We also wrote about healthy drinks and unhealthy drink for E.g. agua means water.

In RE we learnt about Hinduism. We looked at Aum symbol and we even labeled the Aum symbol and wrote some facts about the Aum symbol and we found out that this symbol is the most important symbol in Hinduism it represents Atman (Soul) and Brahmins (the ultimate reality).

In Science we continue to learn about materials. We concentrated on gases. We then wrote which items need gas to work. Bicycles, balloons, fire extinguisher, hair spray need gas to work. We wrote how gases move. The gas particles move freely in the air unlike the solid particles which are squashed.

In DT we planned our pop up mechanisms. We took inspiration from different designs. We then laid out our designs of six pages. We also chose and wrote the facts about our interests that we are going to put on our pop up mechanisms. I (Rene) chose the story of the Football. I (Kate) chose to write facts about Ukraine. *By Kate and Rene*



Head Teacher's Letter

Dear St Cuthbert children and parents,

It's that time of the year again when delicious smells waft along the corridor reminding us that Y5 children are challenging themselves to master the art of bread-making as part of their DT topic! Sure enough, following the mouth-watering aromas, we arrive in Y5 to see three grand-sized loaves of bread!



And from talk of bread, we move to talk about plastic...

A big thank you to a team of SCWSM pupils who, laden with their Plastic Attack posters, ventured out to our local shops and businesses this week to request that these be displayed for all to see! Now we hope that our local Earls Court community will be inspired by the messages they see and change any poor choices regarding litter and plastic!



Our corridor in school is also filled with reminders for our pupils and their families about plastic!



A final word to our Football Team for the excellent (3 out of 3) wins on Tuesday in the inter-school league! Thank you for being great ambassadors for your school and a huge thank you to Mr Sorin Dinu for coaching our footballers, and to Miss Carla Joyce and Ethan's mum for supporting the team.

And now, from sunny Earls Court, I wish you a restful weekend!

Kind regards,

Miss Putterill and the St Cuthbert's Teaching Team



Jani Y2 *"In English we learnt about traditional tales. We read the Hansel and Gretel, the Gingerbread man, and the Three Little Pigs story. We then drew the characters from the stories."*



Year 5's Blog

Welcome to Year 5's extraordinary blog! In English we have been learning about spoken and written language. We discussed the language and elements in the Jungle Book. We looked at an extract from book. Answered questions describing the characters and writing style. We moved on to the role play scenes. We tried to create conflict scenes. In pairs, we all had to pick a scene to roleplay in our books with quotation marks.

In Science we were doing an experiment about properties and materials. We've done an experiment to see if items are insoluble and soluble we have done by filling a glass with lukewarm water. We have used the following ingredients: Rice, sugar, flour and coffee granules. We have learnt that rice is insoluble and coffee, flour and sugar are soluble.

In Maths, we have been converting improper fractions into mixed fractions with division. For example: $\frac{7}{3} = 2 \frac{1}{3}$. If you want to convert, you have to see how many times the denominators can fit into the numerator. For example: $\frac{7}{3} = 7$ divided by 3 equals 2 remainder 1. Which will give us $2 \frac{1}{3}$.

For the final subject, Spanish, we have been writing an email to our imaginary friend who lives in Mexico. We wrote our names, age, and where we live. We also wrote some of the things we use around the house. We used the word bank to help us describe our houses. We started our email with a greeting, which goes like this... Hola, Como estas? Me llamo Nathan. Tengo nueve años...

By Nathan and Eliza

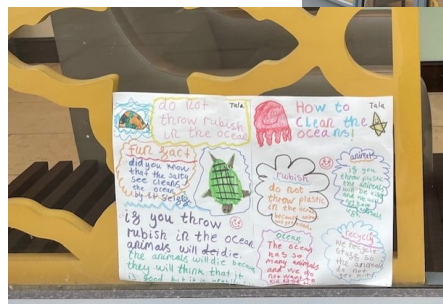


A beautiful Maths display from Nursery class.

A Science display from Nursery about healthy eating. Children wrote what they think about the food they eat.



Tala Y3 "I made a poster about how to look after our planet and how to keep our oceans clean. I'm so happy that my poster is in one of the shops in Earls Court."



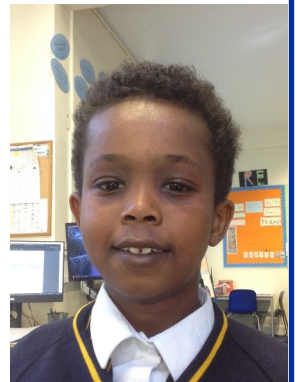
Anatol Y1 "In Maths we are counting in patterns then wrote the numbers. We also used Rekenreks to count and added our beads."



Nicolas Y1 "In English we wrote a story imagining what might happen next in Hansel and Gretel Story"



Ibrahim Y3
"In Maths we are practicing the 2 times tables and 5 times table. I find the 12 times table a bit tricky. I need to practice more at home."



This Week's Attendance

Class	Attendance
Y3	95%
Y1	94%
Y5	92%
Y6	90.5%
Y2	89%
Y4	89%
YR	87.5%
YR	60%
Total	86%

'As a school community we are inspired by the parable of the Good Samaritan from the Bible (Luke 10:25-37), where we are encouraged to love one another courageously and with compassion. Through friendship, kindness and thoughtfulness, we will nurture each other to learn and flourish as individuals.'

Loving one another. Learning for our future.

STAR LEARNERS OF THE WEEK

Congratulations to you all!

YN	Gregoire	For being courageous to practice in carpet sessions.
YR	Linda	For creating a detailed story map of Rosie's Walk using her knowledge of sound S to spell.
Y1	Jai	For flourishing in Maths this week.
Y2	Sizar	For continuously showing kindness to his peers and teachers.
Y3	Wano	For giving 100% effort in all lessons.
Y4	Rene	For contributing well in reading wheel.
Y5	Hannah, Kleon & Elyaa	For collaborating well in a team.
Y6	Mohamed	For calculating very tricky fraction problems correctly.



HOME WORK HOTSHOTS OF THE WEEK

Congratulations to you all!

YN	Kyla-Mai	For writing his name correctly.
YR	Levi	For his great homework project.
Y2	Kylo	For giving detailed answers in his comprehension homework.
Y3	Christian	For excellent reading daily at home.
Y4	Neimah	For completing extra homework for Earth Hour on David Attenborough.
Y5	Alexandra	For producing high standard in homework tasks.
Y6	Cristian	For completing a tricky Maths homework to a high standard. Well done!

There will be exciting prizes, for the right answer to this week's puzzle handed in on **Thursday**. Please write your name and answer on a separate piece of paper. **Good luck!**

DOUBLE PARKING

Please can parents respect our request not to double-park at drop-off and pick-up times. This creates danger for our pupils and blocks exits and entrances for residents. If this issue persists, the residents will take action by asking the council to block the road.

Puzzle Time

DIRECTIONS:
Find and circle the different kinds of pie in the grid. Look for them in all directions including backwards and diagonally.

Easy as Pie

Word Search



APPLE
BANANA
BLACKBERRY
BLUEBERRY
BUTTERMILK
CHEESE
CHERRY
CHICKEN
CHOCOLATE
COCONUT
CREAM
CUSTARD
GOOSEBERRY

PIZZA
POT
PUMPKIN
QUICHE
RHUBARB
SHOOFLY
STRAWBERRY
SUGAR
SWEET POTATO



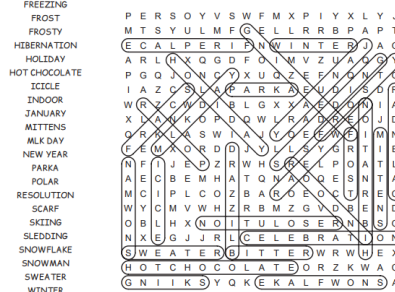
Well Done

Jasmine (Y6) for getting the right answer for last week's puzzle.

Solution for last week's puzzle



WORD SEARCH DIRECTIONS: Find and circle the vocabulary words in the grid. Look for them in all directions including backwards and diagonally.



**Warwick Road
Earl's Court
London
SW5 9UE**

Phone: 020 7373 8225
E-mail: info@scwsm.rbkc.sch.uk

