

Loving one another. Learning for our future



14 June 2024

[www.scwsm.rbkc.sch.uk](http://www.scwsm.rbkc.sch.uk)

## Year 6's Blog

Welcome to Year 6's spectacular blog!

This week in English, we have been working on "narrative writing" and our class made a story mountain about our own story we made. A narrative writing must have an opening, a build-up, a problem, a resolution and an ending. We created a made up story of our own; my story was about a mouse, who's gotten his home destroyed so he makes a long journey to somewhere else. After that, we edited our paragraphs and made them better.

### RE

During this week in RE we have been learning about Adam and Eve and the Creation story. We also learnt about rules and how they play a big role around the world such as laws. We learnt that for every bad decision we make there is a consequence and rules are there for a reason.

### Science





In Science, we made a story mountain about our own story just like in English and then we wrote a story about a scientist trying to invent or create a major item for the world like a cure or a vehicle etc. Later, our class rewrote and edited our writing's paragraphs.

### DT

This week in DT, our class worked on fairgrounds and circuits; we worked in groups of 3-4 to design our ride and how it would work. My group designed a "chainfair swing" by using a switch, wires, a battery, a motor, string and cardboard. We learnt 3 new words: component, circuit and microprocessor. Component means different parts used in a circuit (motor, bulb, buzzer, switch, wire and battery). Circuit means a combination of components. Microprocessor is used to programme and control how an electrical system would work.

### Art


In Art, we have been learning about graphic designs and some graphic designers such as Andy Warhol, William Morris and Sarah Miller. After that, we learnt 4 words: form,



typography, concept and content. Form means how things look like. Typography means letter and words. Concept means idea. Content means part of a design and the purpose for selling an object. *By Andy and Ammar*

## DATES FOR YOUR DIARY:

- Polling Day -4th July: Our school is a polling station.




**Seeden YN** "The Naughty Bus was in our class room to steal our toys and make a mess. We found foot steps. We also made 'wanted' posters to find him."



**An Yi YR** "We wrote facts about Crabs. They snap their claws and have six legs."



***"Be who you are and say what you feel, because those who mind don't matter, those who matter don't mind."*** Dr Seuss



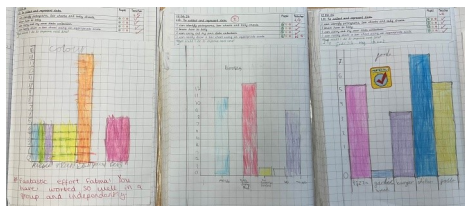
**Selina Y1** "In Mental Maths we are learning about one more. We used a number line to find out the answer. We made one jump in the line to add one."



## Year 3's Blog

Welcome to Year 3'S EPIC blog!


In Maths we have learning about how to read a line graphs. We then collected data by going to each class. We were asking the staff members what their favourite food, animals colour, sports and books were. We splinted in five groups and made bar graphs for each vote. Then we made a line graph to show a growing plant.



In Geography we were learning about layers of the rainforest. Then we made our own posters of the rainforest with drawings of the forest and facts about each layer. One of the facts is that the emergent layer is windy and rainy and birds, squirts and harpy eagles live on it.



In Art we continue to learn about decoupage and designed a plate. I (Talía) drew a humming bird with different colours shapes to represent nature. I (Tala) drew a ladybird with very bright colours to represent beauty and peace. We also watched a




short video on tips about decoupage. E.g. what glue to use and the different materials we can use to make our final item.

In Spanish we brought our pictures of our families for us to label in Spanish. We also counted up to 100 in Spanish. *By Tala and Talía*

## Head Teacher's Letter


Dear St Cuthbert children and parents,

'Every cloud has a silver lining', they say, and given the many summer clouds above us these days, we should be on the look-out for many silver linings too! So let us start with our KS1 classes who visited Leighton House yesterday and were fortunate enough to be outdoors for their workshop, even enjoying a few rays of sunshine while learning!



A big thank you to Charlotte and Karen for providing such an amazing morning for our pupils - our children returned to home base bubbling with enthusiasm!

Our Y6 pupils have been developing creative engineering skills in DT lessons this past week, and I spotted incredible Fairground ride designs and great evidence of teamwork on display in their class. Well done Y6!



Now, back down to reception class where we enter a wonderful world of adorable jellyfish and crabs -and judging by their charming creatures, we suspect reception pupils might be incredible fonts of knowledge on this topic already!



And staying with the ocean theme, the final silver lining for the week is the ever-growing array of sea creatures in our main corridor reminding us that we must do all we can to protect our planet's beautiful oceans! We will start by putting our litter in the correct place rather than throwing it on the ground.



With best wishes for a restful weekend ahead,

Miss Putterill and the St Cuthbert Teaching Team





## Year 4's Blog

Welcome to our wonderful Year 4's blog!

In English we continue to learn about persuasive writing. We read a two different letters with persuasive writings. One was to Tesco supermarket in Earl's court where we wrote asking for them to help a charity called Dad's House by donating food. The other one was from another school called Spring Primary school. They try to persuade their head teacher to let them not wear school uniform. We used key features like facts and rhetorical questions, frontal adverbials and powerful objections.

In Maths we learnt to collect and represent data. We used bar charts. Pictograms, tally charts. We also did line graphs. We drew a line graph to represent a growing plant every two days. We also did another line graph about the distance a cyclist travels on a bike.

In Art we started a new topic about sculptures. We also looked at works of famous artists and researched their life history. We then wrote important facts about Augusta Savage, Henry Spencer Moore, and Sir Anish Kapoor.

In Geography we learn about human geography and physical geography. Human geography is an activity or buildings that are made by the humans such as agriculture, houses, settlements global warming fishing. Physical geography is made by nature activates, such as rainforest, earth quakes, weather, and rivers. We then wrote a text about land use, which humans use as an area for a specific purpose. There are five types of land use: they are residential, agriculture, recreational, transport, and commercial. *By Kate and Alfred*




**A beautiful display from Nursery – a collection of wanted posters for the Naughty Bus.**



**Leo Y1** "On our trip to Leighton House after we planted our own plants, we made wind chimes. We used beads, sticks and strings to make

them. We then gave it to the people who work there. They will put them on the trees to tell them it's a windy day."



**Louie Y2** "We researched facts about Florence Nightingale. Did You know that she was the first ever nurse to understand that hos-

pitals need to be clean rather than dirty and smelly."



**Younes Y1** "In Leighton House we played noughts and crosses. We made different designs on the back of the wooden dices."



## Year 5's Blog

Welcome to Year 5's fascinating blog!

In RE, we have been learning about why it is important for a Muslim to repeat Shahada. We explored the importance of the Shahada; it is a special statement that allows people to convert people to Muslim faith. Then we learnt about prophet Muhammed (peace be upon him) is the only messenger of Allah.

In Geography, we were learning where our local river, the river Thames comes from and goes to. After that, we got chrome books and went on google maps to find the source and the mouth of the river. Mouth of the river means where the river ends and the source is where it started. Then we drew the river Thames and labelled the towns or the villages near the river Thames.

In English, we were planning a newspaper report. We learnt about the 4W's which helps us to write a report. They are: when, where, who and what. We then wrote two paragraphs of a report about the Walrus and the Butterfly story by Lewis Carrol using the 4Ws.

In Maths we read and interpreted line graphs. We were then given a sheet which has 2 questions. The first one is the population growth of the town and the second one shows the night time temperature and we had to answer all of them in our books with full sentences. E.g. In what years was the population recorded? The answer was in 1975, 1980, 1990, 1995, 2000, 2005, 2010 and 2015. When we were done we got a challenge sheet. After that we did some different work sheets with 12 questions.

In Art, we started a new topic about digital art. We then did a mind map about digital art. Then we searched facts about digital artists and then we wrote the facts in our book. *By Alexandra and Hannah ☺*



**This Week's Attendance**

Class	Attendance
Y5	98%
Y1	95.8%
Y3	95%
Y6	93%
YN	92.3%
Y2	90%
YR	87.6%
Y4	86%
Total	93%

*'As a school community we are inspired by the parable of the Good Samaritan from the Bible (Luke 10:25-37), where we are encouraged to love one another courageously and with compassion. Through friendship, kindness and thoughtfulness, we will nurture each other to learn and flourish as individuals.'*

**Loving one another. Learning for our future.**

## STAR LEARNERS OF THE WEEK

**Congratulations to you all!**

YN Theo	For showing determination and using a 'can do' attitude in his learning.
YR Jahzel	For recalling many facts about jelly-fish and crustaceans.
Y1 All of Year 1 class	For flourishing in their phonics learning.
Y2 Jani	For flourishing in her hand writing.
Y3 Fatma	For flourishing in Maths by drawing neat bar charts.
Y4 Raya	For flourishing in Maths.
Y5 Michael	For being thoughtful and helpful through the week.
Y6 Andy	For editing and redrafting the opening of a story independently.



## HOME WORK HOTSHOTS OF THE WEEK

**Congratulations to you all!**

YN Anastasia	For always going above and beyond when creating projects.
YR Abion	For helping support other friends in homework club with their sums.
Y1 Andalus	For fantastic presentation and effort every week.
Y2 Younes	For completing high standard homophone research.
Y3 Tala	For excellent effort in homework club.
Y4 Rene	For excellent effort in homework club.
Y5 Yusuf	For producing an outstanding Ocean project.
Y6 Lillymae	For creating an informative science project.

There will be **exciting prizes**, for the right answer to this week's puzzle handed in on **Thursday**. Please write your name and answer on a separate piece of paper. **Good luck!**

## Notice to Parents

**Polling Day - 4th July**

**Our school is a polling station so will need to be closed to pupils for onsite learning. Learning will be via Google Classroom and children will log on at normal school time from home to register. We will provide details closer to the time.**

## DOUBLE PARKING

Please can parents respect our request not to double-park at drop-off and pick-up times. This creates danger for our pupils and blocks exits and entrances for residents. If this issue persists, the residents will take action by asking the council to block the road.

## Puzzle Time

### Beginning Cryptarithms

DIRECTIONS: Within each of the puzzles, every different letter corresponds to a different digit. The left most digits can not be zeros. Given that each of the addition problems is correct, can you figure out what the numbers?

**1**

$$\begin{array}{r} \text{S H I R T} \\ + \text{T S H I R T} \\ \hline \text{C L O T H E S} \end{array}$$

**4**

$$\begin{array}{r} \text{B A T} \\ \text{H I T} \\ + \text{I N N I N G} \\ \hline \text{B A T T E R} \end{array}$$

**2**

$$\begin{array}{r} \text{F A N} \\ \text{F A N} \\ + \text{S O F A} \\ \hline \text{H O U S E} \end{array}$$

**5**

$$\begin{array}{r} \text{R U B Y} \\ \text{P E A R} \\ + \text{B R A S S} \\ \hline \text{A U B U R N} \end{array}$$

**3**

$$\begin{array}{r} \text{G H A N A} \\ \text{G A B O N} \\ + \text{B H U T A N} \\ \hline \text{A L B A N I A} \end{array}$$

**6**

$$\begin{array}{r} \text{O D E R} \\ + \text{C O N G O} \\ \hline \text{M E K O N G} \end{array}$$

## Solution for the last puzzle

ACCEPT  
ACTS  
BABYSIT  
BAKE COOKIES  
BE COURTEOUS  
BE GENEROUS  
BE TOLERANT  
COMPLIMENT  
DONATE  
ENCOURAGE  
HOLD THE DOOR  
HOSPITALITY  
INVITE  
KINDNESS  
LISTEN  
PLANT A TREE  
RANDOM  
SAY HELLO  
SAY THANK YOU  
SMILE  
TIP  
VISIT  
VOLUNTEER

**RANDOM ACTS OF KINDNESS**

DIRECTIONS: Find and circle the vocabulary words in the grid. Look for them in all directions including backwards and diagonally.



**Warwick Road  
Earl's Court  
London  
SW5 9UE**

**Phone: 020 7373 8225  
E-mail: info@scwsm.rbkc.sch.uk**

