


Loving one another. Learning for our future.

'Our school community is inspired by the parable of the Good Samaritan from the Bible (Luke 10:25-37), where we are encouraged to love one another with courage and compassion. Through friendship, kindness and thoughtfulness, we will nurture each other to learn and flourish as individuals.'

www.scwsm.rbkc.sch.uk

Living our Vision

24 March 2023



Year 6's Blog

Welcome to Y6's spectacular blog!

In History we have been constructing our board games based on the Shang Dynasty. We all constructed our games using cardboard since we didn't have much material. My group (Anna) used cardboard, paper, glue etc. My group (Arisema) used different pieces of cardboard and drew important characters (emperor and empress). Since we are still in the process of making it we'll update you next week!

In R.E/Trip we wrote a quick summary of what we did on St Cuthbert Day. During St Cuthbert day each group made a poster based on St Cuthbert and wrote facts about him. Did you know St Cuthbert invented golf? We also did acting about Jesus getting crucified and the journey there, we will be performing it next Friday!

In Maths we were looking at pie charts and statistics. We did an activity based on statistics, we had to go around the class and ask the 18 students what subject they like most. Here are the results. Science = 3, P.E = 6, Maths = 4, English = 1 and Art = 4. We then showed the results on a pie chart using protractors. We also asked questions like these; what % of children preferred P.E over Maths?

In P.E we did a range of activities including; basketball, dodgeball and skipping. In basketball we had two teams and the winning team won by 3 points. We were skipping, jumping and doing obstacle courses in the hall for certain things.


We hope you have wonderful weekend and we'll see you next week! *By Anna and Arisema*😊

SPECIAL

• **Holy Week presentations next week 9.30am Tuesday, Wednesday, Thursday. Parents are welcome.**

• **Easter break— 3rd-14th April**

• **Summer term starts— 18th April**



Raymon YN "We have been learning about shapes. They are square, circle and triangle."



Zara YR "We are learning about plants. We labelled parts of the daisy we drew, the petal, the stem and leaf."



Year 4's Blog

Welcome to our fantastic blog!

In English we have been learning about poetry. We then analysed a poem called Willow Pattern. We identified the features such as the simile, metaphor, personification, and alliteration. It's on a Chinese plate about a princess and a young man who wanted to get married but the Emperor and his soldiers tried to kill them. We used colours to analyse the poem. Blue is for the characters and pink is for the story line.

In Maths we started a new unit in fractions. We did a mind map to recall facts about fractions. Two facts; fractions can be represented as decimals, fractions are part of a whole number. We then split in two groups, boys and girls. We did an exercise to find out the fraction of children. E.g. can $\frac{2}{3}$ of the boys can put their hands on their heads? Can half of your group sit down?

In RE we went to St Cuthbert's Church to celebrate St Cuthbert's day. When we got there each year group read different stories they had written about St Cuthbert. Then we listened to Fr Paul when he explained how much St Cuthbert is important to us. Finally we sang three songs; Here I am Lord, There is a higher Throne, and This Little Light of Mine. We are also practicing the last supper play. We are learning our lines to memorise them by heart. I (Gabriel) am going to be Jesus, and I (Leyon) am going to be one of the disciples.

In Art, we drew still life painting in the styles of the painter Mary Fedden and Paul Cezanne. First we sketched and stuck the sketch in our books. We then painted the still life using primary and secondary colours. Very kindly our teacher set the tables up with bowls of fruits and pots of flowers to help us draw the sketches. *By Gabriel and Leyon*



St Cuthbert with St Matthias CE School

“There are three ways to ultimate success: The first way is to be kind. The second way is to be kind. The third way is to be kind.” Mister Rogers



Aisha Y2 *“In Maths we learnt about clocks and to read the hours and half past. We also made our own clocks.”*



Jani Y1 *“We made cookies in Maths class. We used cups to measure the ingredients. We then wrote the recipe in the right order in our books.”*



On Monday we celebrated St Cuthbert's day at the church.




Martin Y3

“In RE we are learning about the people who are important in the Easter story. They are Mary Magdalene, Judas, Peter, and Mary mother of God. We wrote facts such as denied betrayed Jesus 3 times and Judas betrayed Jesus.”



Tye-Antony Y1 *“In English we wrote a letter to Miss Putterill's friend, for lending us her microscope. We looked through really small things and some big leaves. We saw patterns and bacteria.”*



Good Samaritans

This week our Good Samaritans are Mekheseb (Y4) for being kind and considerate and help to find the owner of some lost glasses. Nahom (Y5) for bringing his sister's tie to school when she had left it behind. Alfarouk (Y6) for his ongoing support in the dinner hall.



HEADTEACHER'S LETTER

Dear St Cuthbert children and parents,

Having read and heard many delightful poems this past week, and knowing that Tuesday was WORLD POETRY DAY, imagine my joy at seeing such a delightful Poetry display in Y1 class yesterday. Thank you to the Y1 children on such great learning around poetry!



And now for a look inside classes this week...

Taking a learning walk with Governors midweek, it was lovely to see such enthusiasm for a great variety of maths learning across school. From 3D shapes in Early Years and all types of measuring in Y1, Y2, Y2 and Y3 to Pie charts in Y6!

A huge thank you as well to the extremely articulate pupils who bravely spoke with our Governors about their maths learning. Our visitors were very impressed!



As we head into our final week of spring term, our pupils and teachers have needed to be super- resilient through these past grey and dark days of winter months. We are crossing fingers for (even just) a little sunshine in days ahead to reassure us that it is officially spring time. As a colourful reminder of what should be happening outdoors, and as we also prepare to celebrate Easter, Junk Modelling and Art clubs have been creating magnificent spring and Easter gardens bringing much joy and colour to our school corridor. Thank you and well done to all the children involved!



Now as we end, a recount from Mrs Alaei, our Y1 teacher, which brought a smile to our cheeks this week...

Not feeling too well at the end of Tuesday, the children wanted to pray for Mrs Alaei - that she would feel better. And so they did along with their end of day prayer. Then Wednesday came. During the morning, when the Y1 class was getting rather too enthusiastic, Mrs Alaei, putting her hand on her head, suggested they whisper as her head was hurting a little too much due to her not feeling too well.

“What!” responded one child standing near Mrs Alaei, “I thought we prayed for you yesterday?”

“Yes,” said Mrs Alaei, “you did, but God has many people on his list to look after and my turn is coming soon.”

We know Mrs Alaei will be feeling better soon.

With best wishes for a restful weekend,

Miss Putterill and the St Cuthbert Teaching Team





Year 5's Blog

Welcome to Y5's wonderful blog

This week in Maths, we were learning about decimals and turning fractions into decimals e.g $5 \text{ tenths} = 0.5$. Today we had just learnt the thousandths. The thousandths are 0.003 and we also learnt about hundredths and tenths, they are 0.1 and 0.04. On Thursday we learnt how to read decimals on a place value chart. Did you know that 10 tenths make 1, 10 hundredths make 1 tenth and 10 thousandths make 1 hundredth.

In English, we were learning about 3 poems called Jabberwocky, Jim and Matilda. The Jabberwocky poem is about a monster that everyone in the village is afraid of and there are also 2 other monsters called the JubJub bird and the Bandersnatch. Until one day a fearsome child goes into the forest and slays the legendary, gruesome Jabberwocky! The Jabberwocky is a portmanteau poem. If you don't know what a portmanteau is you'll know now. Portmanteau is a word where you mix 2 words together and it becomes a nonsense word that makes sense e.g brilliant + great = brillig. The poem Jim is about a boy whose nurse brings him to the zoo. Then when Jim sees the lion pit he lets go of his nurse's hand and runs to the lion pit then he gets eaten! The poem Matilda is about a girl named Matilda who keeps on lying until one day something horrible happens... Matilda got tired of playing and stops lying and then her house started to burn down. So she ran outside and shouted 'MY HOUSE IS BURNING DOWN!' and her reply was 'LITTLE LIAR!' and then by the time she got back home all that was left was ash.

In Art, we were learning about Illuminated art, secondary colours, primary colours and media. Illuminated art is a piece of art that uses very bright colours such as gold and silver. Secondary colours are colours that are made by mixing 2 primary colours together e.g blue + yellow = green. Primary colours are colours that are used to make a secondary colours such as blue, yellow and red. Media is something that is used to make a sketch, a painting or a drawing such as a pencil, a paint brush or a pen. We also were learning about shape, sketch and line. A shape is an outline of an object such as a circle, a rectangle or a triangle. A sketch is like a drawing is used to plan out the proper drawing that you would like to make. A line is a mark made by a pencil or a pen etc you can get a straight line, a long line or u can get short line and many others. On Wednesday we made an illuminated design of a signature but instead of any old signature we made an illuminated design of our own design and after we finished sketching it out we coloured it in. I (Andy) used purple, red, gold and green. The colours Amir used was light blue, green, silver and red. The theme for all our designs was plant theme.

In Geography, we have been learning about fair trade. Fair trade is when farmers make fruits and then give it to the shops but they don't get enough money back. Today (Friday) we learnt that if you buy e.g a chocolate bar, the farmers wont get payed enough but if the chocolate bar has a fair trade symbol on it then the farmers will get payed enough. *By Andy and Amir*



Exquisite chalices from Year 4 to represent the Last Super.




Year 1's beautiful Reading Garden/corner.




Year 2's fantastic display of Artist of the term featuring Paul Cezanne.

Kai Y2
"In English watched a clip of the Incredibles. We



then wrote the adjectives of the characters power—laser eyes, speedy, and disappearing. Their sounds—smashing, swooshing, and zooming. Their reactions—protective, helpful, and dramatic."



An incredible reception class display of the crucifixion story.



Lias Y3 "In Maths we are learning to measure in cm and meter. We measured each other and our feet. I'm the smallest of our class."

This Week's Attendance

Class	Attendance
YR	97.0%
Y4	94.8%
Y2	94.7%
Y6	93.3%
Y5	91.5%
Y1	88.7%
YN	87.0%
Y3	86.2%
Total	91.9%



Choir ready to visit and sing to the elderly at Inkerman House!



**ST CUTHBERT
WITH ST MATTHIAS
CHURCH OF
ENGLAND
PRIMARY SCHOOL**

Originally founded as a choir school for St Matthias Church, our school has a rich heritage of education within the context of a Christian framework.

Our school can look back at over a century of providing an excellent education for the children of our community. We have the highest expectations of each one of our children and we work to ensure that every child leaves our school having gained all the important skills and knowledge that will help them become successful in their future life.

**St Cuthbert with
St Matthias CE
School**

Warwick Road
Earl's Court
London
SW5 9UE

Phone: 020 7373 8225
Fax: 020 7460 0424
E-mail:
info@scwsm.rbkc.sch.uk
WEBSITE:
www.scwsm.rbkc.sch.uk

**STAR LEARNERS OF THE
WEEK**

Congratulations to you all!

YR Maria	For her fantastic, can-do attitude and always being so happy and positive.
YR Jai	For using descriptive language in his explanation of the story of the Super Duck.
Y1 Alexander Dao	For writing a very persuasive letter to king Henry VIII asking for a job.
Y2 Elison	For speaking full sentences and making progress.
Y3 Lyla	For trying very hard in her learning.
Y4 Leyon	For using emotive language in his persuasive letter.
Y5 Mohamed	For a marked improvement in presentation and hand writing.
Y6 Simeon	For having resilience in Maths.



**HOME LEARNERS OF THE
WEEK**

Congratulations to you all!

YN An-Yi	For completing his phonics homework to a high standard.
YR Anabia	For a wonderfully detailed pamphlet on people who helped us.
Y1 Rayan-Rabhi	For writing an excellent fact file for Mathematician of the month.
Y2 Christian	For high standard of homework.
Y3 Sarah	For including lots of facts on her Roman soldiers poster.
Y4 Gabriel Elyaa	For creating a very decorative project.
Y5 Sara R	For handing in a wonderfully detailed recipe book on time.
Y6 Mouemin	For crating a beautiful banner on the crucifixion.

Reminder to parents

There are no after school clubs next week.

Puzzle time

Ramadan

Word Search

DIRECTIONS: Find and circle the vocabulary words in the grid. Look for them in all directions including backwards and diagonally.

ALLAH
CHARITY
DAWN
EID AL-FITR
FAITH
FAMILY
FASTING
FRIENDS
GENEROSITY
GRATITUDE
IFTAR
ISLAM
LANTERN
MONTH
MOON
MOSQUE
MUHAMMAD
MUSLIM
NINTH
PATIENCE
PRAYER
QURAN
RAMADAN
RELIGION
SELF-DISCIPLINE
SUNSET
TRADITION



DOUBLE PARKING

Please can parents respect our request not to double-park at drop-off and pick-up times. This creates danger for our pupils and blocks exits and entrances for residents. If this issue persists, the residents will take action by asking the council to block the road.

Answer to last week's puzzle

