

# Loving one another. Learning for our future.

‘Our school community is inspired by the parable of the Good Samaritan from the Bible (Luke 10:25-37), where we are encouraged to love one another with courage and compassion. Through friendship, kindness and thoughtfulness, we will nurture each other to learn and flourish as individuals.’

[www.scwsm.rbkc.sch.uk](http://www.scwsm.rbkc.sch.uk)

Living our Vision

10 March 2023



## Year 5's Blog

Welcome to Year 5's phenomenal blog!

In English we continue to learn about autobiographies and biographies. We are now planning to do our own autobiography. We started with our name, place of birth and personal stuff then we wrote down our achievements, early childhood memories, positive experiences, negative experiences and key events. After that we wrote our three sub-headings. Next we started writing the first paragraph of our autobiography. I (Sara) started mine like this –My story begins in a cool relaxing spring when the cherry blossoms started blooming, at 9.15PM in Bourane hospital a little girl was born. That little girl was me, as I opened my eyes I breathed my first breath, cried my first cry and gasped my first gasp. I was born on May 2013, Monday, the exact same day as my grandmother's birthday and she got the honour of naming me... We also talked about what we would like to achieve. I (Sumaiya) wrote what I would like to achieve in the future. I would like to be a pilot and see lots of countries.

In RE we looked at what churches do on Palm Sunday. We learnt the meaning of Palm Sunday and how it relates to Jesus' life. On Palm Sunday the priest, wearing red and white, blesses the cross and leads the crowd in the procession. On Thursday, we learnt about Maundy Thursday. We learnt that on Maundy Thursday the priest washes the feet of some of the congregation to represent the act that Jesus did which was washing his disciples' feet before the last super.

In Geography, we have been learning about where our food comes from, for example cheese comes from Greece and oranges come from Spain. On Thursday we learnt about atlas maps like Georgian maps and weather maps.

In maths we have been continuing learning about long and short division and long and short multiplication. They split us into three groups then they gave us each a worksheet depending on what level .

In PSHE [physical, social, health and economic] we have been learning about fake news. To keep sure this website you're on is real secure, the first step you will need to do is to check the URL and scan it with your eyes to check if there is a lock and if the website starts with https that means the website is secure. If it asks you to accept cookies (this means that it will send notifications of the news or the things you were reading this means it will see your search history and will send you updates of the things you searched up) if the website is secure you can accept the cookies if you want to. We also roleplayed a scenario and Aisha and Sara R went first and their performance was amazing.


In art we have been learning about illuminated art design and on Wednesday we got to pick a design and we got to draw it.

We hope you have an outstanding day/weekend! *By Sara R Aisha and a pinch of Sumaiya.*



## SPECIAL DATES

- **St Cuthbert day—Monday 20th March, - 2pm in St Cuthbert church. All parents welcome.**
- **Red Nose Day- Friday 17 March— Wear red and pay £1. Helping charities that support children in need and tackle world-wide poverty.**



**Vedha YN** “We made musical instruments with plastic bottles and rice. It makes nice music.”



## Good Samaritan

**This week our Good Samaritan is Gaby (Y4) for constantly helping a child to be organised for lessons.**



**Leo YR** “We made a super worm out of play dough. We then measured it using number blocks. Mine was 19 number blocks long.”



# St Cuthbert with St Matthias CE School

*"When you give joy to other people, you get more joy in return. You should give a good thought to happiness that you can give out." Eleanor Roosevelt*



**Sizar Y1** "In English we have been learning how to write funny poems. I wrote mine using the word happy, jolly and smiley face."



**Wisaf Y2** "In English we have been learning about diaries we looked at Samuel Pepes diary from the 1666. Its about the Great Fire of London. We also wrote our own diary about the weekend we had."



### Year 4's Blog

Welcome to Year 4's intriguing blog!

In English persuasive writing. It is a type of writing to convince people to do what we want them to do. It's used in advertising to invite people to come to shops and buy. Also to use their website and services. We brain stormed about different ways persuasive writing is used. We looked at reduced prices, new products, invitations and book and TV show reviews. We then analysed persuasive text and tried to find features and languages. Continues from the save the rain forest topic, which was about the great kapok tree, we had a chose of two reason- to cut down the tree and not to cut down the tree. We wrote a letter to persuade using feelings and reasons. E.g .our reason to cut down the trees were we can make money as well as using the wood to make boats and furniture.

In Maths we are learning about areas. We looked 2D shapes and the amount of space they take. We also learnt how to measure and work out the area of a shape. First we calculated the area of the shape with our Maths book squares. Then we counted all the squares to find out the total area.

In RE we are learning about Salvation the Last Supper. We then wrote bullet pointed reasons about sharing. E.g. sharing makes kindness, passion and friendship. Then we analysed a text about the Last Supper from the New Testament according to Luke. We also wrote a big write (our own version) about St Cuthbert and the Eagle where St Cuthbert travelled to Northumbria during Lent. While he was praying he met an Eagle and fed the poor.

In History, we have been learning about Ancient Greece. First of all we did a timeline that includes sticking pictures and drawings. Second of all, we did a bingo about Alexander the Great. Third of all we named a pictures E.g. The Trojan War (the big wooden horse), EUREKA meaning idea or you figured something out. After we took note about city state of Ancient Greek. E.g. they are Athens, Sparta, Acropolis and Argos. They each have their own governments.

*Wish you well, Hannah and Yusuf!*

## HEADTEACHER'S LETTER

Dear St Cuthbert children and parents,

A huge thank you to everyone who donated pennies towards our fundraising event last Friday when, dressed in green for springtime, we were able to raise more than £134 for the elders in our care home, Inkerman House. Hopefully our collection will enable them to have some scrumptious treats in days to come....




The weather, however, has behaved rather badly since last Friday, clearly forgetting about our gentle reminder that it is currently the first month of spring. Taking a walk-about in nursery class yesterday, I even noticed the farm animals looking a little shocked at such weather-happenings outdoors.



But they say every cloud has a silver lining and at least our garden has been watered with refreshing rain this week- as one consolation!

We will be celebrating St Cuthbert Day (20th March)



soon, and Y5's contribution to our special celebration, a replica of the St Cuthbert stole, is well underway! Well done to the children (and Ms Aavan) for their hard work on this banner. We are looking forward to seeing the final result very soon!



Thank you to our parents who have attended

Parent Meetings this past week. Thank you as well to those parents who joined us for our first Thursday craft-coffee morning yesterday. What a busy place our Matthias House was, and how great that we have discovered many wonderful talents among our parent community! The group has some amazing plans and ideas for weeks ahead and all parents are very welcome to attend each Thursday, 9am-11am.

Parents visiting Y3 and Y4 class this week may just have spotted the vibrant Earth Hour posters in their corridor. How inspiring to see your Earth Hour learning on display, Y4! Thank you for sharing these incredible facts!

And now, I will sign off with a reminder from reception class that we are in the season of Lent and challenging ourselves to some smart choices. In Worship yesterday we even got to challenge Fr James, bringing much excitement to our time together. I am sure our St Cuthbert pupils will be able to tell you exactly why!

Finally, I would like to wish you a restful and warm weekend.


Gill Putterill and the St Cuthbert Teaching Team



**Neimah Y3** "In history We are learning about Romans in Briton. There were two types of soldiers in the army highly paid ones and the ones that are paid less. They marched at the front. We made Roman shields out of foils and card paper."



**Mesbah Y2** "In Maths we have been learning about measurements like Grams , kilograms. We also estimated different objects' weight and then finally weighed them to see if they were actually lighter or heavier."



**Year 4's fantastic display of facts about the life and work of the artist Paul Cezanne.**



**Theodore Y1** "In Maths we weighed different objects. A small shark is 7 cubes."



**Reception class's super Maths display all about additions, subtractions and comparisons.**



**Year 3's great Roman shields.**




**Year 6 's Blog**

Welcome to your favourite blog of the newsletter!

This week was assessment week so we didn't have much lessons.

In DT we have finished our carts that we have been working for the

term. This is the process of how to make it. First, we measured square based wood (2x25cm and 2x10cm) for the structure of the cart. We then used a gent saw to cut the square base wood. We used cardboard to create isosceles triangles, right-angled triangles and a gearbox. Afterwards, we used baton wood (2x10cm) and dowel wood (2x13cm) to finish the base. We added wheels, wires and batteries in order for it to move.



In Spanish we are learning about WW2 using simple sentences. We then organised the Spanish flash cards in order. We split in to 4 group. The first group who answered them correctly got a prize. Here are some Spanish words: Bombardo = Bombed, Los Soldados = The Soldiers.

In RE we were looking at the Stations of the Cross aka the Easter story. The Easter story is about Jesus getting crucified. We watched a video about it and summarised it in our own words.

In History we have been looking at the Shang Dynasty. We are currently planning our board games based on this topic. There were 9 roles in the Shang Dynasty; King – being the most powerful, Queen, Nobles, High Priest, Priest, Citizens, Craftspeople, Peasants, Slaves and Traders.

In PE, we had been practising skipping for the skipathon which is coming up on Friday 10 March 2023. We also played hand ball. In order to get a point we had to do 10 passes but you cannot pass back.

Thank you for reading our blog I hope you guys enjoyed it! *By Kassem and Anna* ☺

**Chawan Y3**

"We made models Roman Aqueducts. They are like pipes for clean water. From around 2000 years ago."



**This Week's Attendance**

Class	Attendance
Y6	94.8%
Y2	94.2%
Y4	92.9%
YR	92.4%
Y3	92.3%
Y5	91.0%
YN	89.6%
Y1	87.8%
Total	92.8%



**ST CUTHBERT  
WITH ST MATTHIAS  
CHURCH OF  
ENGLAND  
PRIMARY SCHOOL**

Originally founded as a choir school for St Matthias Church, our school has a rich heritage of education within the context of a Christian framework.

Our school can look back at over a century of providing an excellent education for the children of our community. We have the highest expectations of each one of our children and we work to ensure that every child leaves our school having gained all the important skills and knowledge that will help them become successful in their future life.

**St Cuthbert with  
St Matthias CE  
School**

Warwick Road  
Earl's Court  
London  
SW5 9UE

Phone: 020 7373 8225  
Fax: 020 7460 0424  
E-mail:  
info@scwsm.rbkc.sch.uk  
WEBSITE:  
www.scwsm.rbkc.sch.uk

**STAR LEARNERS OF THE  
WEEK**

**Congratulations to you all!**

- YR Anatole For exemplar effort in RE. He accurately re-counted multiple facts about the Easter story.
- Y1 Rayan For producing excellent poems during English lessons.
- Y2 Skye For beautiful letter formation.
- Y3 Lyla For creating a beautiful Roman shield.
- Y4 Michael For coming up with an interesting fact from ancient Greece.
- Y5 Andy For improving his focus and showing a strong and positive attitude towards his learning.
- Y6 Imogen For having the courage to contribute in class often.

There will be **exciting prizes**, for the right answer to this week's puzzle handed in on **Thursday**. Please write your name and answer on a separate piece of paper.  
**Good luck!**

**Puzzle time**

### Vegetables Crossword

DIRECTIONS: Fill in the crossword puzzle grid with the name of each vegetable following the numbers and direction indicated. Use the word bank if you get stuck.

ARTICHOKE	CUCUMBER
BEEF	EGGPLANT
BELL PEPPER	GARLIC
BROCCOLI	MUSHROOM
BRUSSELI	ONION
SPROUT	PEAS
CABBAGE	POTATO
CARROT	PUMPKIN
CORN	RADISH



**HOME LEARNERS OF THE  
WEEK**

**Congratulations to you all!**

- YR Elora For successfully finding real life 3D objects on a 3D shape hunt.
- Y1 Kylo For creating a fantastic castle project.
- Y2 Isabella For a very realistic Van Gogh painting.
- Y3 Martin For high quality comments in his Reading Record.
- Y4 Yusuf For creating a beautiful history project.
- Y5 Lillymae For constantly producing high quality work that shows attention to detail.
- Y6 Lea For attempting a tricky Maths homework activity.

**DOUBLE PARKING**

Please can parents respect our request not to double-park at drop-off and pick-up times. This creates danger for our pupils and blocks exits and entrances for residents. If this issue persists, the residents will take action by asking the council to block the road.

*Answer to last week's puzzle*

Spring  
Word Search Puzzle

blossom	ladybug	rabbit	rainbow
umbrella	tree	frog	sprout
snail	mushroom		

