

Loving one another. Learning for our future.

'Our school community is inspired by the parable of the Good Samaritan from the Bible (Luke 10:25-37), where we are encouraged to love one another with courage and compassion. Through friendship, kindness and thoughtfulness, we will nurture each other to learn and flourish as individuals.'

www.scwsm.rbkc.sch.uk

Living our Vision

12 February 2021

Year 3 blog!

We had a week with many interesting activities. It was the **Science Week** and we kept learning a lot of fascinating things about fossils, how they were discovered, how many types there are and other details about the fossilisation process over time. We also read about the famous palaeontologist Mary Anning, about her life, her passion for fossils and her discoveries.

In **Maths**, we recapped tally charts and bar charts and drew a lot of pictograms that we learned to interpret. The key to the pictograms helped us to practice the timetables as well.

In **English**, it was really amusing and challenging, because we had to write a poster in which we described in detail a lost object or being, putting in words a lot of imagination and funny ideas.

The most interesting and useful was **Safer Internet Day**, when we learned how to stay safe online and avoid various dangers: fake news, viruses, hackers who can break passwords and find important information. We have never used the Internet as much as we have in recent weeks, so every advice will definitely help us. *Eva, Y3*

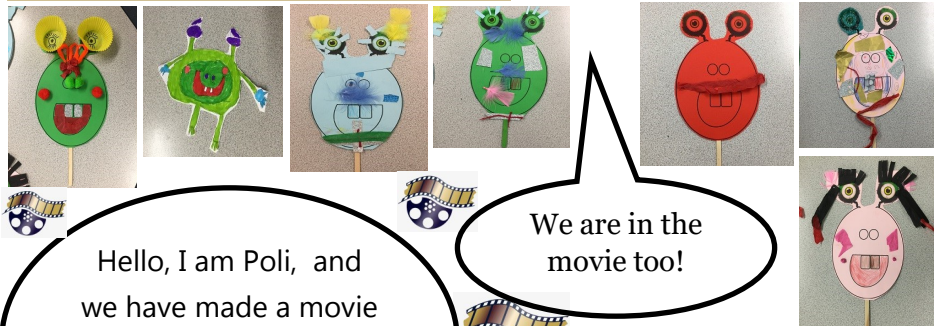
Our School Prayer

Dear God,
Help me to do the
things I should.
To be to others kind
and good.
In all my work and all
my play,
To grow more thought-
ful every day.
Amen.

SPECIAL DATES

Half Term:

15-19 February



Hello, I am Poli, and
we have made a movie
... about having fun
AND being safe online!

We are in the
movie too!

Hey, I am Cuddles and
I am in the movie!



St Cuthbert with St Matthias CE School

"Courage is what it takes to stand up and speak, it's also what it takes to sit down and listen."

Sir Winston Churchill

HEADTEACHER'S LETTER

Dear St Cuthbert children and parents,

Thank you to all of our families who have sent us photographs of Fab Friday challenges - we have seen incredible creativity, and judging by the photo evidence, we have a very skilled cohort of St Cuthbert pupils!


Our final week of spring term 1 has seen flurries of soft snow blanket our playground, yet also moments of bright of sunshine beaming down on us here in SW5 9UE! Between such chilly, wintery white weather, we can only imagine that bright sunshine must smiling down on us for a reason... but what could that be? What unusual happening has been taking place in St Cuthbert School this week? Having seen some interesting movie characters on our newsletter front page, you might just already have an extra-large clue: a movie-making Safer Internet day! What an incredible team effort from all of our onsite pupils (and adults), and skilfully directed by our Y1 student teacher, Miss Poli! (From the captions on our front newsletter page you will notice that Miss Poli is also the name of the main character-named by Y1 pupils in honour of the director!). Thank you to everyone who has been involved in creating our movie, reminding us about staying safe online. We look forward to sharing it with our children when they return to school! We will also be uploading stills from the movie into our website gallery for all to view.

From additional photo evidence coming back to school, we are also pleased to report that there have been some wondrous and spectacular experiments and investigations taking place in St Cuthbert homes this week, our St Cuthbert Science Week. We can tell that great learning has taken place - but hope that all our SCWSM homes are still intact and all SCWSM family members are still doing well this end of the week!


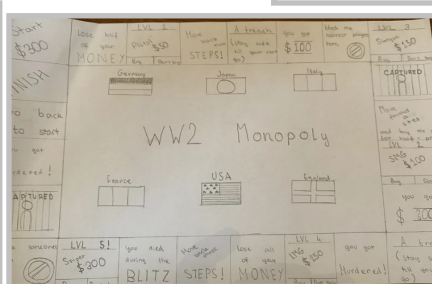

And here we will stop at the end of our first half term to recharge our batteries for some days. We wish you plenty of outdoor time -and many daily steps, and we look forward to seeing you all in our online or onsite classrooms on Monday 22 February.

With best wishes,




Gill Putterill and the St Cuthbert Teaching Team



NO-SCREEN-FAB-FRIDAY fun! Elyaa, Y2; Anissa, Y6 and her super creations; Dani the chef, Y4; Omar, the chef, Y1- well done to you all for such excellent creativity!




L to R: Maxwell's amazing painting (Y1); Dominik's superb board game (Y6); Emily's brilliant 3d structures, (Y6); Ty's incredible collection of tasks, (Y6); Frankie's super-smart Da Vinci bridge, (Y5). Well done to you all!



Sir Tom Moore

Sir Captain Tom Moore
He was a generous man,
He will live in us.



Keira (Y1) with her play dough mask and her haiku poem; Kylo's stethoscope (YN); Frankie's haiku poem (Y5); Maxwell's snap cards! (Y2)

Year 4 blog!

Welcome to our blog! Let's begin ...

English

We have been reading poems and we had to find the difference for each poem, for Willow pattern and The Dragon Who Ate The School. We were looking at a patterned plate that was made in China.

Maths

In maths we were learning about factors and multiplying. We were doing 23×4 and we used different methods 1 method 2 method 3 and method 4.

Science

In Science, we were researching about famous people in the old times. For example someone who is a scientist and died many years ago. We created posters about Daniel Gabriel Fahrenheit.

RE

In RE we were learning about Hinduism. We were learning about what they do for the daily routine. They had to bring flowers, and even sweets for a celebration.

In circle time

We were collecting ideas from each student about how you can stay healthy. We talked about why we need a vaccination. When you are a baby you get vaccinated so you don't get germs when you are an adult.

Safer Internet day

We talked about how to stay safe, for example, not to share your identity and not to share your log in details with anyone.

Don't share your details with anyone because they can spend your money.

Science Week

We have been doing a lot of experiments. Miss White and Miss Martina planned a lot of experiments for us to do: Wanna hear one?? We had to get some warm water, put salt in it, then we had to get some cotton balls. Also don't forget a tooth pick or even a paper clip!! Then leave it for a week and it will turn into crystals.

We hope you have a great weekend!


THANK YOU FOR READING OUR BLOG!

From Hareem and Jennifer, Year 4

PLEASE NOTE:

Please notify school immediately via info@scwsm.rbkcsch.uk or on **020 7370 9113** should your child develop symptoms of COVID-19 within 48 hours of school closing **and then tests positive.**

**Blanketed in snow for a second time this winter!
Our school playground is buried beneath its soft layer of white!**



Leah, Y5 has been busy on her bread-making DT project! Well done to Leah!

Y6 Blog!

English

This week, we read a lot from 'Percy Jackson and the Lightning Thief'. We completed some questions with modal verbs and wrote descriptive sentences with expanded noun phrases about different mythological creatures like the gorgon, the Cyclopes, and the fury. That's about all, except on Monday we edited our biographies on a political leader that we wrote last week.

Maths

In maths we worked on percentages, decimals, and fractions. We solved all sorts of problems with them.

Reading

Again, reading was from 'Percy Jackson and the Lightning Thief'. Every day, we read a chapter and answer questions about it. We're only on chapter 6 and the book is already starting to become interesting!

Screen free day

On Friday it was screen free day and we weren't allowed on the screens at all! The school sent us some activities to complete so that we didn't get bored all day. There was a puzzle piece where we had to write or draw things that represent us.

History

We recently started a topic on World War Two, and this Thursday, we had to pretend that we are evacuees and that we are going to write a letter back home. When we met, we discussed evacuation using the six hats: the facts hat, the thinking hat, the positive hat, the emotions hat, the problems hat, and the creative hat. Then, we had to create our own evacuee story.

I hope you had a good week!

By Sara



**ST CUTHBERT WITH
ST MATTHIAS
CHURCH OF ENGLAND
PRIMARY SCHOOL**

Originally founded as a choir school for St Matthias Church, our school has a rich heritage of education within the context of a Christian framework.

Our school can look back at over a century of providing an excellent education for the children of our community. We have the highest expectations of each one of our children and we work to ensure that every child leaves our school having gained all the important skills and knowledge that will help them become successful in their future life.

**St Cuthbert
with
St Matthias CE
School**

Warwick Road
Earl's Court
London
SW5 9UE

Phone: 020 7373 8225

Fax: 020 7460 0424

E-mail:
info@scwsm.rbkc.sch.uk

WEBSITE:
www.scwsm.rbkc.sch.uk

**STAR LEARNERS OF
THE WEEK**



Congratulations to you all!

YN	Tia	Tia, for her amazing sentences with finger spaces!
YR	Aisha	Well done on your maths work. You are starting to use problem solving skills.
Y1	Ayo	For improvement in speaking and listening.
Y2	Anand	For showing huge improvements in his writing.
Y3	Mohamed	For all his amazing effort and for completing all of his work.
Y4	Hareem	Excellent participation in every lesson.
Y5	Adnan	For his enthusiasm for learning in all subjects whilst learning remotely.
Y6	Anissa	For an excellently written letter in the shoes of a WW2 evacuee- I would have 100% believed that it was written by an evacuee!

**PROJECT HOTSHOTS OF
THE WEEK**

Congratulations to you all!

YN	Nathalia	For making a wonderful doctor's stethoscope!
YR	Ella	An amazing bridge for the 3 Billy Goats to go over.
Y1	Sarah	For always trying hard with her home learning.
Y2	Elyaa	For creating beautiful projects at home!
Y3	Ethan, Sarah H, Abdul and Jasmine	For excellent teamwork on their science poster!
Y4	Jennifer	For completing an amazing Change of State experiment in science.
Y5	Frankie	For continuous hard work and attention to detail in his project work!
Y6	Haniya	For protecting Beegu from the dangers of the virtual world!!



Make a lama: Here is an idea for making a lama from fabric!



Make a bird: Here is an idea using an envelope!



Make an arctic fox: Here is an idea for creating an arctic fox using a paper plate!

Have fun making animals that live in cold climates!

Maybe you could design another creature of your own choice?