

## Loving one another. Learning for our future.

'Our school community is inspired by the parable of the Good Samaritan from the Bible (Luke 10:25-37), where we are encouraged to love one another with courage and compassion. Through friendship, kindness and thoughtfulness, we will nurture each other to learn and flourish as individuals.'


[www.scwsm.rbkc.sch.uk](http://www.scwsm.rbkc.sch.uk)

Living our Vision

26 February 2021

### Our School Prayer

Dear God,  
Help me to do the things I should.  
To be to others kind and good.  
In all my work and all my play,  
To grow more thoughtful every day.  
Amen.



### SPECIAL DATES

Book Week: 1-5 March

School return: 8 March



## Year 3 blog!

This week we have been learning about items that measuring.

For an example this is a ruler



Measuring tapes are small but can measure very far away because it is stored inside the measuring tape they are bendable to use them for big things



Measuring tells you how tall/wide a thing is in numbers like a laptop its 22 centimetres long




This is an example of different measurements

Length (meter)	km	Hm	dam	m	dm	cm	mm
kilometer	-	10	100	1,000	10,000	100,000	1,000,000
hectometer	.1	-	10	100	1,000	10,000	100,000
decameter	.01	.1	-	10	100	1,000	10,000
meter	.001	.01	.1	-	10	100	1,000
decimeter	.0001	.001	.01	.1	-	10	100
centimeter	.00001	.0001	.001	.01	.1	-	10
millimeter	.000001	.00001	.0001	.001	.01	.1	-

I liked learning about measuring because I like to measure.




Mario, Y3



We are celebrating writing across our school! We have noticed that some handwriting has improved remarkably in neatness and size during lockdown. AMAZING effort from these children!

We have enjoyed spring sunshine in our playground this week and topped up our Vitamin D levels!



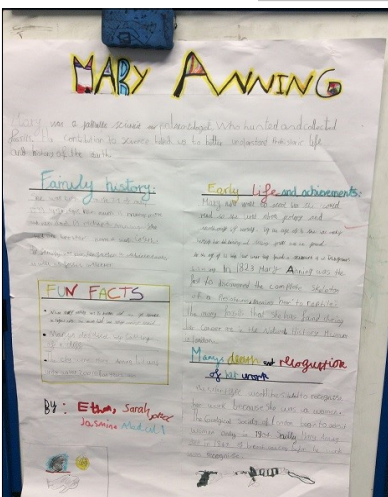



St Cuthbert with St Matthias CE School



'I have held many things in my hands, and I have lost them all; but whatever I have placed in God's hands, that I still possess.'

-Martin Luther



We found out some fascinating facts about scientists, and made new discoveries about mixing materials!

## HEADTEACHER'S LETTER

Dear St Cuthbert children and parents,

We welcome our school cohort back to learning for spring term 2, and with recent government news, we are very much looking forward to inviting all pupils back into their onsite classrooms from 8th March.

But before heading into updating our families with learning news for spring term 2, we would like to showcase our science week! What fun we all had creating so many marvellous experiments, both in school and at home. As well as researching famous scientists, each phase group had a specific experiment to try..

YN&YR- ice decorations

Y1&Y2-storm in a glass

Y3&Y4-growing crystals

Y5&Y6-lava lamps

Thank you to all families who supported these activities and thank you to the children for being super brave -and even a little messy!

This coming week we celebrate World Book day and we have special activities planned for Thursday 4th March, and Monday 8th March, when we look forward to seeing our pupils arrive at school in their comic character and superhero outfits!

In closing, I would like to alert you to the information letter accompanying this newsletter today with details of routines from 8th March.

We wish you a safe and relaxing weekend!

With best wishes,

Gill Putterill and the St Cuthbert Teaching Team



## Year 3 blog!

In English we have been learning about Roman myths and legends. We read several myths and legends, we also learned about the 12 gods and goddesses. We also learned about Remus and Romulus, they were twin brothers, and their mother was a special servant for the goddess. Because she was so special to the goddess she was not allowed to marry or have children. Her name was Rhea Silvia, and her job was to keep the fire going- it was a special fire. The king saw her with the twins and he got so angry with her, he shouted, "You broke the law!" and took her twins and commended them to be thrown in the river and be killed. A servant felt pity on them and put them in a strong basket for them to float and went back to the king, and the king said, "Are those twins gone?" The servant said, "They are now left to the mercy of the river." Then a mother wolf saw them and too felt pity on them. She decided she would take them back to her den and treat them as her own. After they grew up, a shepherd came to graze his sheep and took them. As they grew older they became strong boys and wanted to fight the king and get their mother from prison. After several days and weeks they won the battle and got their mother back. Next, they decided to make their own city. Unfortunately, they didn't agree on the place. After some time, the brother came and said, "What a useless thing you have there, it looks like a silly mucky old bridge to me!" As he was about to jump, the brother jumped on him and said, "Die!" and killed him and he felt he was too carried away and he was filled with sadness in his heart. It was 21 April 753 BC.

In maths we have been learning about millimetres and centimetres on the ruler, for example, now we can measure objects like portraits, a mug and a toy. We are even doing the < > signs .

In History we are learning about the Romans. They were strong builders and warriors. They took several countries; they didn't even like anyone to help them because they thought if any helped them they would appear weak.

In PSHE I learned it is good to be me because we all have different skills and we are all different and special. For example, what I like about myself, I am a kind and a caring person.

This we are doing in Year 3 class. Thank you.

Sara, Y3

**Boyan, Y5, has worked really hard on his science project!**

*Below: STAY SAFE online! Our poster on display reminds us that we can have fun online AND stay safe if we follow smart rules!*



## Year 5 Blog!

It has been about 2 months in online school and I was very excited once I heard that we are coming back!

In the holiday we got to bake and I made something I never made from scratch... ice cream! We got to make all sorts of things one of my favourites were the mug cake I always buy a ready one so it was exciting making it from very beginning.

In R.E, we were learning about Lent and why Ash Wednesday is important, Ash Wednesday is important because it is the beginning of Lent. What Christians do in Lent? Christians fast in their own ways, how they fast is they stop doing something for 40 days and 40 nights one of our activities was to write and draw what you would give up, I decided that I would give up games. Then we thought deep, why would someone give up something? Well someone would give up something for something they like or love like when Christians fast they do in memory of Jesus when he was in the desert for 40 days and 40 nights while the devil was tempting him, but he refused.

Donia, Y5

## Year 2 Blog!

This week in Year 2 we have been learning about 3D shapes. We learnt that an octagonal prism has 24 edges. Our favourite shapes are a sphere, hexagonal prism and a dodecahedron. We like spheres because they roll around and are smooth with one curved surface and no vertices.

In English we have been practising writing fantastic sentences all week. We have started our sentences with fronted adverbials such as: In the blink of an eye, without warning and as quick as a flash. We used alliteration, similes and expanded noun phrases.

Filippo, Yusuf, Adan, Kalin and Oliver Y2



**"Face your deficiencies and acknowledge them; but do not let them master you. Let them teach you patience, sweetness, insight."**

— Helen Keller

**We have had a huge amount of fun experimenting in science week: storms in cups; lava lamps, ice decorations.**





**ST CUTHBERT WITH  
ST MATTHIAS  
CHURCH OF ENGLAND  
PRIMARY SCHOOL**

Originally founded as a choir school for St Matthias Church, our school has a rich heritage of education within the context of a Christian framework.

Our school can look back at over a century of providing an excellent education for the children of our community. We have the highest expectations of each one of our children and we work to ensure that every child leaves our school having gained all the important skills and knowledge that will help them become successful in their future life.

**St Cuthbert  
with  
St Matthias CE  
School**

Warwick Road  
Earl's Court  
London  
SW5 9UE

Phone: 020 7373 8225

Fax: 020 7460 0424

E-mail:  
info@scwsm.rbkc.sch.uk

WEBSITE:  
www.scwsm.rbkc.sch.uk



**STAR LEARNERS OF  
THE WEEK**



**Congratulations to you all!**

YN	Alexandre D	For thinking and caring about the environment.
YR	Ezare	For a fantastic Three Little Pigs model!
Y1	Zahra	For trying her best in all subject areas!
Y3	Sara R	For excellent participation in Google meets!
Y4	Aiden	For creating a lovely poem about the Water Cycle.
Y5	Donia	For always participating in Google meets, responding to marking and trying her best!
Y6	Ramy	For asking for help when he is stuck-your algebra knowledge is much better now for seeking out help.

**PROJECT HOTSHOTS OF  
THE WEEK**

**Congratulations to you all!**

YN	Arthur	For creating wonderful ice decorations!
YR	Tala	For her wonderful house project!
Y1	Neimah	For her high engagement with Lexia!
Y3	Ehlan	For his great music project!
Y4	Nabila	For her excellent science experiment.
Y5	Bryan	For outstanding effort in his homework!
Y6	Sabeer	For his Royal Parks project! I loved all of your photos!

**Simple Salt Dough Recipe (NOT FOR EATING!)**

This recipe works on a principle of half, half and whole. 1 quantity of plain flour, ½ quantity table salt and ½ quantity of cold tap water.

**Ingredients:**

- 1 Cup of flour (8oz/225g)
- ½ Cup of Salt (4oz/112g)
- ½ Cup of cold water (4floc/100ml)

**Method:**

- Mix the flour and salt, together, in a bowl
- Gradually add the cold water and mix with a metal spoon. Do not add all at once.
- Time to get your hands in. Make into a ball. Beware! Salt can irritate some people's hands. I'm okay as long as I'm not making multiple batches. Make sure after handling the dough you wash your hands thoroughly and you may need to moisturise (salt draws out moisture).
- Knead the dough directly onto your counter, board or mat. I have to use a non-stick mat because I have granite work surfaces and it's too cold to knead onto. If you've got your consistency right you shouldn't need a dusting of flour. But if it starts to stick add some flour and work in.
- Knead until smooth as you would cookie/biscuit dough.

You could create your comic character from salt dough!