

Loving one another. Learning for our future.

‘Our school community is inspired by the parable of the Good Samaritan from the Bible (Luke 10:25-37), where we are encouraged to love one another with courage and compassion. Through friendship, kindness and thoughtfulness, we will nurture each other to learn and flourish as individuals.’

www.scwsm.rbkc.sch.uk

Living our Vision

02 July 2021



Year 6's Blog



Geography

This week, we had three engaging sessions of Geography. It was the most common subject that we had. In the first lesson we wrote a synopsis with key facts about the Amazon Basin. It had different sections with information about: location, climate, flora and fauna, trade and economics and

settlement.

Flora and fauna: There are millions of species in the Amazon! Some of them include: Amazon River dolphin- a pink dolphin also named Boto and The Mountain Gorilla- the largest living primate on Earth!

We have also studied infographs (information posters which have short and snappy sentences). We split up into groups and created our own infographs- adding drawings and colour. In our posters, we also added a map of South America in which we coloured in the countries that the Amazon Basin covers. The countries are: Bolivia, Brazil, Colombia, Ecuador, French Guiana, Guyana, Peru, Suriname and Venezuela.

Fun facts:

The Amazon Rainforest is also named ‘The Lungs of the Earth’ because it holds 20% of the world’s oxygen.

The Amazon Basin covers 40% of South America.

Plants are used for medicine.

The Amazon Basin has the world’s oldest tree.

The River Nile is the longest river in the world with a length of 6,650 km.

Some of the tribes in the Amazon are still undiscovered and the government is fighting to protect them.

81 lost human settlements in the Amazon.

SATS

This week was assessment week; we had the SATS! Every morning, we attended Year6’s breakfast club to socialize- therefore being able to relieve the stress. Our menu was: bananas, three types of brioche, mini pain au chocolate, yoghurt and bagels also these came with toppings: butter, strawberry jam and apricot jam (sadly no one ate the apricot jam). The tests that we did were arithmetic, reasoning 1 and 2, SPAG (spelling, punctuation and grammar) and reading. We hope we did well!

By Sara and Lara ☺


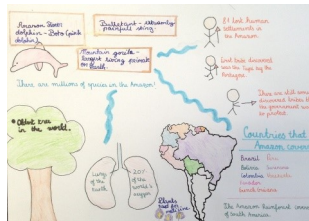


SPECIAL DATES

- **Friday 23rd July- Summer Term ends**
- **Wednesday 1st- Friday 3rd September- Inset days school closed for Pupils**
- **Monday 6th September- Autumn term starts**



Phoebe YN “I played with frogs and then a big bear we were hunting came .”



Zhiro YR “I painted my ‘flower in the vase’ on a sand paper.”

Good Samaritan

Our Good Samaritan this week is Jennifer Y4, for helping Miss Julie and Miss Stephanie in Breakfast Club every morning!



St Cuthbert with St Matthias CE School

“Education is our passport to the future, for tomorrow belongs to the people who prepare for it today.” Malcom X

Graduation (intended) dates. More details closer to Graduation dates.

	Graduation Day	Time
YN	Monday 19 th July	9.15am (YN parents are invited in to look at their child’s books at 8.45.)
YR	Monday 19 th July	2pm (YR parents are invited to stay and look at their child’s books at 2.45)
Y1	Tuesday 20 th July	9.15am (Y1 parents are invited in at 8.45 to look at their child’s books)
Y2	Tuesday 20 th July	2pm (Y2 parents are invited to stay at 2.45 to look at their child’s books)
Y3	Wednesday 21 st July	2pm (Y3 parents are invited to stay at 2.45 to look at their child’s books)
Y4	Thursday 22 nd July	9.15am (Y4 parents are invited in at 8.45 to look at their child’s books)
Y5	Thursday 22 nd July	2pm (Y5 parents are invited to stay at 2.45 to look at their child’s books)
Y6	Friday 23 rd July	2pm (Y6 parents are invited in at 1.40 to look at their child’s books)



Year 4’s Blog

Welcome to Year 4’s Blog,

This week has been quite interesting, we did assessments we did Maths arithmetic, spelling, grammar, Maths reasoning and reading, our class got some pretty good scores. Some test were hard and easy for some people or maybe even ok. In the reading assessment we had a text and a poem to analyse.

In Geography we have been learning how to draw sketch maps on a route to somewhere or just a sketch map of a picture (Basska Voda pot Croatia) It has been really fun. We drew some sketch maps and now we have homework to make a sketch map of our local area. When Miss Martina looked at her house from a bird’s eye view, SHE SAW HER TABLE TENNIS TABLE AND SHE SHOWED US!! And if you don’t know what a sketch map is, it is a map that doesn’t have all the little details only the big ones. In addition we finished looking at our brochures in our classroom.

In Maths we are learning about how to convert fractions into decimals e.g. $0.75 = \frac{3}{4}$ $0.5 = \frac{1}{2}$ $0.25 = \frac{1}{4}$.

In PE we played a really fun game called spider football where you are in a sort of crab position with your bum off the floor and kick the ball in the goal. You can’t use your hands, that’s how you balance. Then as always, we did races.

*Hope you like it! Enjoy your weekend! By Judah and Har-
eem*

HEADTEACHER’S LETTER

Dear St Cuthbert children and parents,

With weary minds, relentless variants and cooler temperatures in the middle of our summer term, we need some cheering up! Where better to head than to a classroom to keep us grounded, uplifted and inspired.

Yesterday, armed with my iPad, that is exactly what I did, and came upon some artfully-constructed pop-up pictures (and Kew Gardens) enjoying life in our Y1 classroom. Plenty of blue sky, colourful flowers and smiling characters - absolutely all the ingredients that anyone would wish for in a summer term. And so began an enjoyable peep into some other classes as well to view the sample of equally inspiring and creative masterpieces: dragon-fly ceramics in Y2, still-life sketches in Y5, and a carefully constructed church in Y4, to name a few.



With Friday finally on our doorstep, we can now head into our weekend with a delightfully colourful collection of images in our minds to aide our relaxation.



I wish you a peaceful and safe weekend.



Gill Putterill and the St Cuthbert Teaching Team



Hidden Y2
“In Art we have made with clay . I chose cold tone., which are blue, green and purple.”



Eliza Y2”In Maths we are learning about column subtraction using square boxes. We also learnt how to recall to borrow.”

On Thursday, we started a new tradition of displaying a WORD OF THE DAY around school. So far this week we have had:

Courage

Empire

We would love to include any nominations from our pupils or parent community as well!



Year 5's Blog

In English, we made shortbread cookies. We wrote the ingredients and recipe in our English books.

You need:

- 120g flour
- 80g butter
- Vanilla extract 2/3tsp
- 40g Caster sugar


Firstly, we mixed butter and flour. Secondly, we added sugar and vanilla extract and mixed it all together. Then sprinkled some flour to prevent it from sticking to the desks. After, we began rolling the dough. Lastly, Miss Boateng handed out cutters to form shortbread. Then we baked it for 15mins and after that it cooled down. We ate it and it was delicious. We then wrote the ingredients and the process of making it in our books.

In Geography, we wrote a speech about river pollution. We also wrote how river pollution (sewage) affects the river in many ways, for ea. Killing the sea life or destroying the enjoyment around the river and sea. In addition we wrote how river pollution can be reduced by using persuasive language. One of the solution we proposed to reduce river pollution is to build a big dam to filter the water to make it safe and to join back to the river.

In RE, we found out more about faiths and beliefs in the community (borough). In our borough, Kensington and Chelsea, we found that there are many different places of worship and beliefs; Christianity, Judaism, Sikhism and Islam. Callum's group did a mosque named the Islamic Universal Association. We found out that the Mosque used to be a Church. Mustafa's group did a Church named Chelsea Methodist Church which was made in 1903. We found out that it was bombed in 1941 in WWII. *By Mustafa and Callum*




Lias Y1 "In Geography we learnt about Wales. We talked about the flag and why it has the Dragon on it and not a Whale. Interesting fact; Wales has the longest place names in the UK. Which is 'Llanfair-pwllgwyngyll-gogery-chwyrn-drobwll-llantysilio-gogo-goch'."



Year 6's fantastic Spanish poster about Malaga.



Great display of our activities and work we did during Refugee week.



Eman Y1 "In English we have been learning about rats and their habitat, diet and appearance. Interesting facts; rats are colour blind and have excellent memories."

My and Ina From Nursery have been chosen to be book monitors as they love reading books and keeping the book corner tidy. Well done!



Year 3's Blog

Welcome to Year 3 Blog!

In Maths we were learning about 2D and 3D shapes, describing them with their properties: faces, vertices and edges. In Spanish we learnt how to say school supplies and different shapes.

In Music we were learning about concerts. We watched Alice in Wonderland children's classic concert. In PE we were playing group games and practising our throwing and catching.

In Art we have been designing our own Akabeko cow. This means 'red cow' in Japanese. We sketched our design in the English countryside. The Akabeko cow is meant to bring good health. *By Sarah and Ammar.*

Polite Reminder

Can parents please remember to book for Play Centre at least one day in advance or contact the school to check availability if it's an emergency. Thank you.

This Week's Attendance

Class	Attendance
Y4	98.6%
Y5	96.3%
Y2	91.2%
YR	91.0%
Y1	90.9%
Y6	88.5%
Y3	88.2%
YN	87.3%
Total	91.21%



**ST CUTHBERT
WITH ST MATTHIAS
CHURCH OF
ENGLAND
PRIMARY SCHOOL**

Originally founded as a choir school for St Matthias Church, our school has a rich heritage of education within the context of a Christian framework.

Our school can look back at over a century of providing an excellent education for the children of our community. We have the highest expectations of each one of our children and we work to ensure that every child leaves our school having gained all the important skills and knowledge that will help them become successful in their future life.

**St Cuthbert with
St Matthias CE
School**

Warwick Road
Earl's Court
London
SW5 9UE

Phone: 020 7373 8225
Fax: 020 7460 0424
E-mail:
info@scwsm.rbkc.sch.uk
WEBSITE:
www.scwsm.rbkc.sch.uk

**STAR LEARNERS OF
THE WEEK**

Congratulations to you all!

- YN Ina and My For looking after to looking after books and keeping it tidy.
- YR Jasmine For being so grown up and making the transition to year 1.
- Y1 Gaia For making a great effort in all subjects.
- Y2 Yad For fantastic effort in all subject! Big improvement!
- Y3 Sara For being very persuasive in her letter about deforestation.
- Y4 Aiden For an excellent progress in arithmetic.
- Y5 Year 5 For perseverance this week during assessment week and speech writing. They worked on a new skill of re-developing their work.
- Y6 Uzair For trying really hard in his project research.

PLEASE NOTE:

Please notify school immediately via info@scwsm.rbkc.sch.uk or on **020 7370 9113** should your child develop symptoms of COVID-19 within 48 hours of school closing **and then tests positive.**



**PRESENTATION HOT-
SHOTS OF THE WEEK**

Congratulations to you all!

- YN Tia and Duarte For being fantastic register monitors.
- YR Murtaza For working hard on writing a sentence.
- Y1 Kodi For continuously improving his hand-writing.
- Y2 Hannah For constant effort in all books.
- Y3 Andy For remembering to use his cursive script.
- Y4 Nabila For creating a beautiful sketch map.
- Y5 Ibrahim For beautiful hand-writing all the time.
- Y6 Ty For a beautifully presented infographic in the Amazon Basin.

There will be **exciting prizes**, for the right answer to this week's puzzle handed in on **Thursday**. Please write your name and answer on a separate piece of paper.

Good luck!

Puzzle time



**Math Crossword
Puzzle**

Fill in the blanks of each crossword puzzle to make the division equations true.



64	÷		=	8		÷	2	=	27	
÷			÷		÷			÷		
	÷		=	2		÷	2	=		
=			=		=			=		
32		÷		=	9		÷	1	=	9

			36	÷		=	2		68
÷			÷		÷				÷
12		81	÷		=				
=			=		=				=
12	÷		=	4		÷	1	=	

Answer to last week's puzzle.

**Number
Squares**

Level 1 - Easy Peasy

Using each number from 1 - 9 once you must add up, divide, multiply or subtract the numbers in the squares correctly. The calculations go from top to bottom and left and right.



1 Good luck!

4	x	3	+	6	18
+		+		x	
2	x	7	+	8	22
+		+		-	
1	-	5	+	9	5
6		2		39	

2

1	x	8	x	5	40
x		+		-	
6	x	2	+	9	21
x		x		+	
3	-	7	+	4	0
18		70		0	

3

7	x	2	-	5	9
-		x		x	
6	-	8	-	4	-6
x		+		+	
1	x	9	x	3	27
1		25		23	

4

7	+	2	-	9	0
x		-		+	
1	+	5	+	3	9
+		-		x	
6	+	8	+	4	18
13		-11		48	

