

Loving one another. Learning for our future.

‘Our school community is inspired by the parable of the Good Samaritan from the Bible (Luke 10:25-37), where we are encouraged to love one another with courage and compassion. Through friendship, kindness and thoughtfulness, we will nurture each other to learn and flourish as individuals.’

www.scwsm.rbkc.sch.uk

Living our Vision

11 June 2021



Year 6's Blog

In English we have been learning about famous speeches from people like Martin Luther King, King George VI and President John F. Kennedy. We've also been annotating their speeches with language features and text structure which includes quotes from hymns that are from song books and American slogans. Martin Luther King made an important speech called I have a dream in front of 250,000 people to inspire people to make a change and join the movement of black civil rights and equality. 'I have a dream that one day this nation will rise up and live out the true meaning of its creed.'

In Maths we have been doing pie charts to interpret data and solve problems. We also used fractions and percentages to answer questions. We convert data into fractions or percentages and then put it on a pie chart in sections to get the missing numbers. We have also been using protractors and compasses to divide the circle. We must keep a 5cm radius due to the fact that was the length of the protractor. We then had to split it in half. We used a formula, we had a number and then we had to multiply it by 12 to get a 360 degree angle.

In History we looked at WW2 and the history of Britain. In 1939, the Nazi party invaded Poland with the intentions to rule their land. Britain and France joined forces with Poland and began to defend themselves from the invasion and heinous acts of violence, war. This is how Britain joined the war, as a result the Nazi's bombarded the streets of London which was called the Blitz. Which continued for 57 consecutive nights! People hid in tunnels, train stations, sheds, bunkers and basements. Many children were evacuated to country side and some even overseas. This then caused the Great Battle of Britain. When Germany tried to invade Britain by the skies and failed, they later attempted to invade them by sea, Hitler called this Operation Sea Lion (OSL). Britain then retaliated and was able to defend itself from invasion. *By Noah and Illya*

SPECIAL DATES

- **18th June—Wear Wellies (or Boots) to School Day and pay £1 Fundraising for school garden tools!**



Alexandra YN "I read the whole book in front of my class. Its about what I see on the train trip."



Ella YR "We have been learning about the sea. Then we read a book called 'Under the Sea'. It's about a crab that won't share his shell."




Year 3's Blog

This week we have been locating the rainforests in the world.

What we did:


- Rolled out the salt dough

- Traced maps
- Identified the countries where the rainforests are – focusing on South America and Africa
- Researched the countries and identified the flag
- Pin pointed the flag into our salt dough maps



We also had a project to create our own rainforest at home, I (Ethan) created my own rainforest in a jar. First I layered it with soil and water. Then, I added plants to it and I stuck a bee on top J

In Maths we have been working out the duration of events- to do this we counted up from the start time to the end time. You must count up to 60 because that is how many minutes are in an hour. *By Ethan and Eva*



St Cuthbert with St Matthias CE School

"The time is always right to do what is right." Martin Luther King Jr



Loloa Y1 *"In English we read a book called 'Where the Wild Things Are'. We pretended to be the main character, Max, and wrote questions to the wild things in our books. Questions like, Why are you staring at me? Why are you showing me your terrible claws?"*

Sobhan Y2

"In English we learnt about the nurse called Florence Nightingale who saved many peoples lives. She learnt how to become nurse and she become famous for it."



Good Samaritan

Our Good Samaritan this week is Hussien Y6, for recognising that all people are special—showing thoughtfulness and consideration to all—no matter their abilities.



Year 4's Blog

In Maths, we have been learning about fractions and how to convert them into decimals. By dividing the numerator by the denominator on a fraction. Then we get decimal. For example, 6 divided by 10 is 0.6, and then 6 divided by 100 is 0.06. Then we were in groups and solved problems that our teacher asked us.

In English, we talked about zoos and why they are good. In class we discussed different reasons why zoos are good. Few examples are, children in the city have the chance to see and learn about exotic and rare animals that are from remote places. Having a zoo helps conserve animals that are endangered and nearly extinct. Also it's easier to research the habitats and life of animals.

In Geography, we were learning about human and physical geographical features. The difference is that human features are made by humans and physical features are natural. For example, trees, grass, mountains, forests, rivers are natural features. And humans are houses cars +buildings and aeroplanes. We looked at famous human features in the UK. Double-decker bus, Big Ben, the London Eye. We also learnt about land use and key words like; agriculture, rural, counties and recreation. By Jennifer and Hayreddin

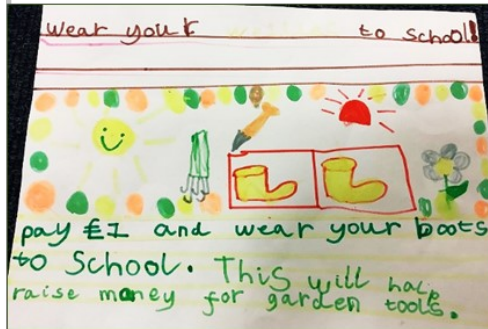
HEADTEACHER'S LETTER

Dear St Cuthbert children and parents,

With our Y6 class investigating profound speeches in history currently, I thought that it would be a fine time to begin this week's newsletter with a quote! And with our pupils thinking about moral courage in worship, a quote about new ways of seeing things might just be the perfect option...

'Some men see things the way they are, and ask Why? I dream of things that never were, and ask Why not?'

Thinking about this quote a little more deeply, I have realised that this is exactly what some of our children have been doing this week: seeing things differently and asking, *Why not?*



And so we head to the three wonderful posters that were handed to me recently, advertising the amazing idea of a 'Wear your Wellies (or boots) to School Day - and pay £1' to raise funds for our school garden! Thank you to Keira, Amiah and Phoebe for your inspirational plan. A date is in the diary (Friday 18th June) and we already have a growing list of items on the list (trowels, gardening gloves, watering cans, buckets...).

Popping into Y4 yesterday, I was soon involved in a thoughtful discussion about moral courage and the conflict in the Middle East. Y4 pupils are very definitely seeing things differently and dreaming of things that never were! How refreshing it was to hear of their grand ideas for resolving conflicts and their sincere wish for people on both sides to share, care for each other and unite to create something phenomenal for all on both 'sides' to share for common good. If their plan were to materialise, we would see a unique and great garden with plants -and even crops- being grown to benefit all people in the region – a space where they say everyone could go to 'build bridges' and enjoy time together. 'Why not?' they are asking. I am thinking that these smart thinkers could just be heading up future world peace-keeping missions in coming years. Let's keep our ears and eyes alert...

With thoughts of unique and great gardens in our minds, we ask you please to 'dig' out your boots (and £1) and ensure our important 'Wear your Wellies (or boots) to School Day' is in your diaries ... Friday 18th June.

With best wishes for an enjoyable weekend,

Gill Putterill and the St Cuthbert Teaching Team

FRIDAY 18th JUNE

Wear Wellies (or Boots) to School Day and pay £1

Fundraising for school garden tools!




Year 5's Blog

In English, we have been learning about poetry. We have been reading many poems about the sea. One of the main poems we've been learning about is called 'The Sea', by James Reeves. Another thing we've been learning about is poetry terms, for example we have Onomatopoeia, Metaphors and Stanzas. Our class has also learned in groups how to annotate (examine and take notes) a poem and to understand the techniques used in the poem.


In Maths, we have been learning about how to work out pattern translations. What pattern translations means is when a shape is moving in a certain pattern on a grid using coordinates. This is also called shape translations. For example, to translate an original shape square A to shape A1, you need to move it 4 steps to the left on x direction and 4 steps up in y direction. We also founded new coordinates of translation of translated using directions.

In Geography, We have been learning about the water cycle and how it flows. There are many types of rivers, for example we have an upper-stream river (Young river) mid-stream (Middle aged) and downstream river (Old age). There are four stages in the water cycle are Evaporation, Condensation, Precipitation and Collection. Condensation is when water evaporates and creates water droplets, Precipitation means rainfall.

In Spanish, we have been learning about famous artist's Frida Khalo and Picasso. Picasso was born in 25th October 1881 in Malaga Spain, he died in 8th April 1973 (aged 97). He had 4 children, he made 50,000 pieces of work. His most expensive of art cost \$9,546 million dollars, his most famous piece of art is called the Olga in an armchair. We also learnt about Frida Khalo. She was born in 6th July 1907 and died in 13th July 1954. She was born with polio and when she was 18 she survived a bus crash. She painted her injuries and disabilities. She died in her house (age 47) from a heart attack. In our books, we drew portraits emulating both painters work style and researched interesting facts about their lives. *By Aya and Amal*




Some of Year 1's fantastic models of Kew Gardens, the Stonehenge and the London Eye



Year 3 made incredible rainforest for his home project during the half term.

Omar Y1
"In Maths we have been describing a position of an object. For example, the circle is above the square. We also learnt about left, right, forward and backward."



Hiden Y2
"In Art we have been learning about clay. We learnt the different types, where it comes from and the processes. People make cups and plates from clay."

People make cups and plates from clay."

Mario Y3
"I found a small motor at school and a wire at school. Then at home I started experimenting with it and made a fan. I found out I can increase the power if added more batteries."



This Week's Attendance

Class	Attendance
Y3	97.8%
YR	96.9%
Y1	94.7%
Y2	96.0%
YN	94.3%
Y6	93.2%
Y5	91.1%
Y4	90.7%
Total	94.6%



**ST CUTHBERT
WITH ST MATTHIAS
CHURCH OF
ENGLAND
PRIMARY SCHOOL**

Originally founded as a choir school for St Matthias Church, our school has a rich heritage of education within the context of a Christian framework.

Our school can look back at over a century of providing an excellent education for the children of our community. We have the highest expectations of each one of our children and we work to ensure that every child leaves our school having gained all the important skills and knowledge that will help them become successful in their future life.

**St Cuthbert with
St Matthias CE
School**

Warwick Road
Earl's Court
London
SW5 9UE

Phone: 020 7373 8225
Fax: 020 7460 0424
E-mail:

**STAR LEARNERS OF
THE WEEK**

Congratulations to you all!

- YN Ismael For his amazing 'boat bookmark' and talking about the story of Jesus calming the wave!
- YR Mia For being such a wonderful friend! We will miss you!
- Y1 Neimah For her fantastic presentation and improvement in handwriting.
- Y3 Ammar For showing his 4C code.
- Y4 Christelle For completing a tricky challenge in Maths.
- Y5 Mustafa For good retention of knowledge and sharing of knowledge.
- Y6 Lara For working so hard to improve her Maths.

Polite Reminder

Can parents please remember to book for Play Centre at least one day in advance or contact the school to check availability if it's an emergency. Thank you.

Well Done

Imogen Y4, Christelle Y4 and Serena Y4 for getting the right answer for last week's puzzle.

Puzzle time

SPORTS



ACROSS:

1. What game is played with a round black and white ball?
2. Tees, ballmarkers and _____ balls.
4. What person uses a bow and arrow?
5. Racquets, balls and 2 or 4 people play.
7. Cross country and downhill.
8. What sport uses a high net and ball?
13. Competition in running.
14. Famous Song:
Take Me Out To The _____ Game.
15. Wear it when you play football.
16. Jumping off a high board.
17. A _____ boat uses oars.

DOWN:

1. Using a board in the ocean.
3. What sport uses a _____ ball to get strikes and spares?
6. Water and bathing suit.
9. Yards, running and touch down.
10. Bat, ball and mitts.
11. Running, jumping, hoop and ball.
12. Ice, puck and stick.
14. Fighting with gloves on.

**PROJECT HOTSHOTS OF
THE WEEK**

Congratulations to you all!

- Y1 Keira For fantastic Kew Gardens project.
- Y3 Ethan For his fantastic rain forest project.
- Y4 Hareem For creating a very informative brochure.
- Y5 Jamal For not only providing good knowledge but 3D element to his project.
- Y6 Illya For incredible retention of his project knowledge!

**Useful Information to
Parents**

The NSPCC website is full of useful information on how to keep children safe online.



<https://www.nspcc.org.uk/keeping-children-safe/online-safety/>

There will be exciting prizes, for the right answer to this week's puzzle handed in on **Thursday**. Please write your name and answer on a separate piece of paper. Good luck!

Answer to last week's puzzle.



Silence, Please!



Read each clue. Write the missing silent letter in the blank in each clue. Then write the entire word in the puzzle.

Across

1. I ate only one ha_f of my apple.
2. I will invite t_o friends to my party.
4. A stop si_n is red.
5. I like to _rite letters to my uncle.
7. I cut my _nee when I fell on the ground.
8. If you lis_en carefully, you can hear the rain.
10. I like to draw on the board with colored cha_k.
11. How far up the tree can you clim_?
12. The young lam_ stayed close to the rest of the sheep.

Down

1. We will to the park in one _ur.
3. We need to turn r_ _t at the corner.
6. I want to ta_k to you after school.
7. I am glad that I _now you!
9. The sidewa_k was covered with snow.
10. Cou_d you come over to my house today?
11. I will wash my brush and com_.

