


Loving one another. Learning for our future.

'Our school community is inspired by the parable of the Good Samaritan from the Bible (Luke 10:25-37), where we are encouraged to love one another with courage and compassion. Through friendship, kindness and thoughtfulness, we will nurture each other to learn and flourish as individuals.'

www.scwsm.rbkc.sch.uk

Living our Vision

13 November 2020



Year 6 Blog

In English we have been studying performance poetry. We listened to two very famous poets named Michael Rosen and Benjamin Zephaniah. One of Michael Rosen's tips were to express ourselves when performing, and not to be afraid to act silly. We also performed one of his poems in our classroom. We chose three poems to act, they

were called Hot Food, The Car Trip and chocolate cake. To make our poem engaging we used different techniques such as different voices for different people and to remain in character throughout the entirety of the performance.

In Maths we learnt how to multiply 4 digit numbers by 1 and 2 digit numbers using the formal written method. We also learnt a new way of multiplication called the area model. At first everyone found this method very tricky, but after a lot of practice we understood it and it became a lot easier. The area model is when you draw a square and divide it into 4. Next you write the multiplication on the outside and then you work the answer out.

Remembrance Day

We learnt about Remembrance Day and poppies. We learnt a few facts about poppies and one of them was that there is no correct way to wear one. A poppy is the only flower that grew on the battlefields during WWI. They are worn to remember the sacrifices of who participated in WWI and WWII. On the eleventh hour of the eleventh day of the eleventh month we spent a minute of silence to remember the brave soldiers who died in battle.

In Geography we learnt where certain mountains and rivers are on the map. We built our understanding of maps by finding the location of different things using an atlas. We then plotted the continents, oceans, rivers and mountains on a world map. An example of the mountains we found are: The Andes, Himalayas the Alps and many more. Some rivers are the Amazon River, the Nile and the Mississippi River. *By Dominik and Ehsan*

This week's Good Samaritan is Yara (YR) for being helpful in the classroom at fruit time.



Trung Y2, Malik Y2 and Francis Y6 are playground stars of the week for being excellent role models.

SPECIAL DATES

- **Parents meeting- Week of 16th November**



Raheem YN "I made my picture with Miss Lisa. I used a marble and rolled it in the tray. It looks like a cat had scratched it."



Alex YN "I made a diya with paint and glitter and my teacher helped me."



Ola YR "I made a diya. We used a flour dough and made a hole in the middle. Then decorated it with glitter."



St Cuthbert with St Matthias CE School

"The man who does not read books has no advantage over the one who cannot read them." Mark Twain



Louisa Y2 *"In Art we learnt about collage, that it came from France. It means glue. Collage art is stick cut out pictures on a paper."*



Husna Y1 *"We are learning about what animals eat. Carnivores eat meat, herbivores eat plants only and omnivores eat both."*



Year 4's Blog

Welcome to our blog! ☺

In Mental maths we did a competition. We had 4 teams, when we finished we rang a bell. We had to solve the missing number to work out what the shape's number, for example circle=6.

In History we have been learning about the Anglo-Saxons. We drew what an Anglo-Saxon village looked like, the animals included pig, sheep, hens and a cow.


Also we have winners in our class for Black History month, they are Adeena and Hareem .I would like to say congratulations to them if you are reading it.

In Circle time, we were talking about peer pressure and we were drawing pictures of how peer pressure looks like.


In Music we were doing an opera workshop called W11 opera and we are doing a song called Women of war. We also were making pirate hats for the workshop. This activity was very fun, we were very busy!

In art, we were drawing textile designs. We were focusing on repeated drawings. We drew some of our own textile designs in our books.

Thanks for listening to our blog see you next week! ☺
By Jennifer and Anna



Frankie Y5 with his amazing big write about magic and spells.



Hadi Y5 wrote a wonderful poem about Remembrance day and decorated it beautifully.

HEADTEACHER'S LETTER

Dear St Cuthbert children and parents,



This past week has given us a chance to remember those who have fought for our freedom. We have also learnt a little more about why the poppy is a symbol of Remembrance each year, and we have taken time to encourage others to reflect on this symbol by decorating our school with our hand-made poppies for all to view! Our poppies outdoors (made from the ends of plastic bottles and scraps of black plastic bag) have even been enjoying a couple of rain showers this week, but are fortunately still sparkling brightly! Thank you St Cuthbert children for creating all these special crimson flowers for Remembrance this year.



And the good effort does not stop there! Well done to all our children who have been working hard on their school and home-learning projects over the autumn term. We are seeing magnificent hand puppets (Y2), chairs (Y6), playground designs (Y1) and Black History projects (Y4, Y5) on display in our corridors - sure indicators that there has been some creative thinking taking place – both in and out of school!

But now it is already time for another weekend, and looking ahead, it seems as if we will be enjoying a few more rain showers in the next couple of days – possibly a rainbow too!

With best wishes,

Gill Putterill and the St Cuthbert Teaching Team





Year 5's Blog

In English we learnt personification and different types of poetry for example limericks. Limericks can come in different shapes and sizes. We also learnt about similes - some of us thought really well and said Miss Louise is as calm as the ocean. We had to use personification for a haunted

house, a leafless tree and a grave for example the sky stared at the abandoned and dark house. Every day we go into class and we find a sheet of motivating quotes and we have to write about it.

In Maths we learnt about statistics and how to use bar graphs, line graphs and pictograms. We ALSO learnt about fractions. We used a chocolate bar that had 4 parts so if two people would get two pieces each. We learnt $\frac{1}{2} = \frac{2}{4} = \frac{3}{6} = \frac{4}{8}$ the pattern is you have to times two by the numerator and the denominator. (We might eat the chocolate) We learnt about x and y axes. We also learnt how to use them in line graphs.

In History, we are learning about crime and punishment but so far we are doing punishment in the Tudor times. For example if you commit treason the punishment would be death by being hung. The only way to prove your innocence is if you have a witness. We made poems or prayers about Remembrance Day and we did the 2 minutes in silence and made poppies out of recycling stuff. We also learnt about the history of the parliament and how Guy Fawkes tried to blow up parliament.

In Art, we are learning about portraiture and illustration. We drew our own self-portraits. Did you know that you can find magnificent and old self-portraits and portraits? You can find them all around the world especially in galleries, Museums and churches. If you look at the Mona Lisa by Leonardo da Vinci from all angles she is always looking at you! *By Ibrahim and Donia*



Cristian Y3 "In Maths we have been learning 2 digit number addition and 3 digit number and 2 digit number subtraction."

Ashley Y2

"In Maths we have been measuring objects on our table using a ruler. Objects like pencil, rubber and the table."



Year 3's collection of advent wreaths.



Nursery's fantastic display of poppy flowers.




A display of incredible posters on Black History produced by children as a home learning project over the half term break.

Congratulations to our winners of Black History poster competition. First place went to Frankie Y5, joint second place went to Daniel and Hadi Y5 and Adeena and Hareem Y4 came joint third.



Alexandra Y1 "We read a book called Brown Bear. Then we made our own books. We wrote different stories. Mine is called Pink Cat Pink Cat."



Sarah Y3 "In Geography we learnt about maps. We looked at maps of UK and spotted London and other cities."

Parent Meetings


Week 16th November

Parents/Carers will be emailed a phone call or zoom meet day & time option. If they are unable to attend this meeting, they may request an alternate meeting time and teachers will do their best to accommodate their request. If at all possible please can parents attend allocated meeting time. We would appreciate this greatly.

Odd Socks

It's Anti-Bullying Week next week, and to remind us that we are all different AND all equal, we are all wearing odd socks on Monday 16th November (along with the rest of our school uniform).





**ST CUTHBERT
WITH ST MATTHIAS
CHURCH OF
ENGLAND
PRIMARY SCHOOL**

Originally founded as a choir school for St Matthias Church, our school has a rich heritage of education within the context of a Christian framework.

Our school can look back at over a century of providing an excellent education for the children of our community. We have the highest expectations of each one of our children and we work to ensure that every child leaves our school having gained all the important skills and knowledge that will help them become successful in their future life.

**St Cuthbert with
St Matthias CE
School**

Warwick Road
Earl's Court
London
SW5 9UE

Phone: 020 7373 8225
Fax: 020 7460 0424
E-mail:
info@scwsm.rbkc.sch.uk
WEBSITE:
www.scwsm.rbkc.sch.uk



**STAR LEARNERS OF THE
WEEK**

Congratulations to all of you!





N	Abdulah	For making a beautiful Diya Lantern in celebration of Diwali.
R	Sophie	For always trying her best and for giving all activities a go.
1	Malak	For her fantastic work in English writing her own version of Brown Bear, Brown Bear.
2	Anand	For putting so much effort in all that he does.
3	Abdul	For excellent work in Geography locating the UK.
4	Aya	For sharing excellent facts with class.
5	Rhys	For consistently doing extra work.
6	Dominik	For consistently contributing to class discussions over the last two weeks. You have made an excellent start to this term.

"The beautiful thing about learning is that no one can take it away from you." B.B. King

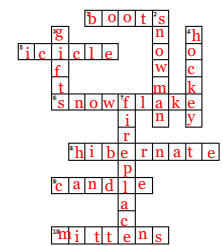


**Music Maestros
this week:** Neimah
Y1 Keira Y1, Gabi Y2,
Ali Y3, Hadi Y5 and
Emily Y6.



Answer to last week's puzzle.

Winter Crossword Puzzle



Down:

- something you make out of snow with a carrot nose
- you might give or receive these for the holidays in wrapping paper
- winter sport where you skate around with a puck
- something attached to your chimney that you can light a fire in

Across:

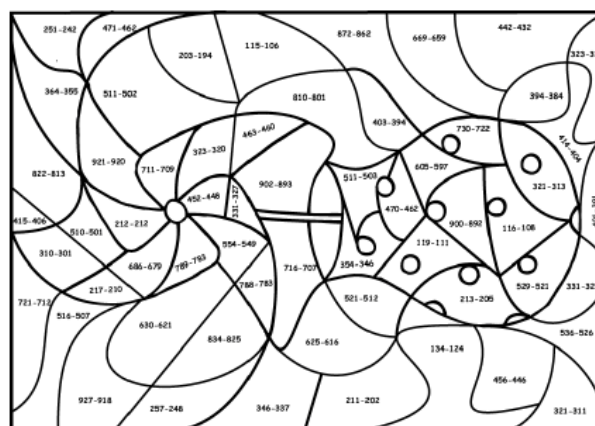
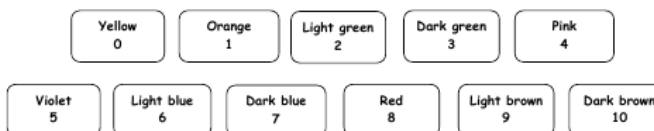
- warm shoes that you wear outside in the winter
- a thin tapered object formed by frozen water drops
- a unique crystallized object that falls from the sky
- something bears and other animals do to sleep during the winter
- something scented that you light with a match
- you wear these on your hands to stay warm outside



Puzzle time

Mystery picture - subtraction

- Solve subtraction facts, and color each section according to the numbers.



There will be exciting prizes, for the right answer to this week's puzzle handed in on **Thursday**. Please write your name and answer on a separate piece of paper. **Good luck!**