

Loving one another. Learning for our future.

'Our school community is inspired by the parable of the Good Samaritan from the Bible (Luke 10:25-37), where we are encouraged to love one another with courage and compassion. Through friendship, kindness and thoughtfulness, we will nurture each other to learn and flourish as individuals.'

www.scwsm.rbkc.sch.uk

Living our Vision

29 November 2019



Year 4's Blog

In RE this week we were learning about peace and Christians at Christmas. Here are some definitions we wrote down in our books: Peace is to not shout, Peace is not to disturb & Peace is to be quiet. We also watched a video of someone reading a book called '5 Minutes Peace'.

In History, we were learning about Anglo-Saxons. The Anglo-Saxons drank beer made of honey which is called mead (even the kids drank it). The outer bits of towers were called parapets. There were also moats that gave them water. Their doors were made of wood and their roofs were made of straw then they stuck it together with cow or horse dung but mostly mud. The Anglo-Saxons took over England & they were scavengers so all they did most of the time was look for & kill animals with spears.

In Maths this week we were multiplying and dividing big numbers by 1 & 0 like 325, 2314, 3018, 12049, 91284 & 34511. We did a question that said which statement does not match the calculation shown below. We needed to get $9 \times 8 \times 1 = 72$. There were 3 statements: A- 9 boys with 8 pens and 1 pencil case each. B- 9 girls with 8 books and each buys one more. C- 9 spiders with eight legs in one nest. The answer was C because $9 \times 8 + 1$ doesn't equal 72 whereas $9 \times 8 \times 1$ does.

In English we made a re-draft of our dragon story. We had an IPEELL sheet for our plan of our story. It had an Introduction, 3 points, we had 3 elaboration/examples, an ending, links (openers) and then (conjunctions) & lastly we have Language. For my Introduction I did Dragons are reptiles & fire breathing. For my 3 points I have what they look like, what they do & what they eat. My Elaboration/Example is for what they look like first: they are scaly, they are brightly coloured, they are petrifying, they're not believed in, they have serpent-like heads & they have teeth that are as sharp as kitchen knives. Now for what they do: They hunt down food like fish, they go to caves, they breathe a lot of fire & they collect and hoard their gold. Now what they eat: They eat pigs, they eat other dragons, they eat princesses, they eat whale sharks, they eat teenagers & they eat bears. *By Khalid & Rhys*

SPECIAL DATES

- **Pantomime: 11th December**
- **School closed for Election on 12th December**
- **Christingle Service in St Cuthbert's church: 13th December 2019**
- **Christmas Dinner: 18th December**



Summer YN "I wrote a letter to Santa to say Merry Christmas to him."



Our collage which is outside our school of a starry night in Bethlehem.




Our Good Samaritan this week is Brandon Y6 for picking up litter in the hall.



PTA Announcement

Come join us for coffee mornings which take place between 9-10 am, every fortnight on Thursdays and are held in St Matthias House. Next meeting is on 5th November at 9am.

"Do your little bit of good where you are; those little bits together overwhelm the world." Desmond Tutu



Imogen Y3

"We made cooking pots like they used in the Stone Ages. We made them out of"



Year 6's Blog

Are you ready for a compelling Year 6 Blog? Well you're in luck! Carry on reading to find out more...

This week in RE we considered what messages advertisements give about the meaning of Christmas. We discussed how these messages are being conveyed and we identified the difference of the Gospel accounts of Matthew and Luke. The Gospel account of St Matthew was likely written between AD 50 and AD 100. And the Gospel account of St Luke which was written in AD 50 and AD 90. Luke mentions the shepherds, whereas Matthew mentions the wise men. We found this very interesting.

In Geography we were learning about longitude and latitude. Incredibly, the Prime Meridian runs through Greenwich in the outskirts of London. We answered 10 questions about them and scaled a map. The whole class plotted major rivers, mountains and oceans on a map and shaded and numbered them. We learned how longitude and latitude originated and researched using the computer and an atlas. Using computers, and I pads, we researched the deepest ocean trenches: The Mariana Trench and the Japan Trench. Did you know that these are situated in the Pacific Ocean?

National Portrait Gallery

There is this amazing place that Year 6 visited yesterday! To get there, we travelled by tube. We got off at Leicester Square; it took 4 minutes to get there. As we walked inside the gallery, we passed through giant revolving doors. After that we sat down and took a break for 10 minutes. Suddenly, our tour guide appeared and introduced himself as Mark. He told us to follow him to the cloakroom and put our jackets in the yellow cubes. Soon we were upstairs looking at some paintings by a woman called Mary Beale and also looked at some other portraits. Near the end of the workshop we created some magnificent portraits using pencils, colour pencils and art paper. We had a great time and I hope we could visit it again in the future. Some of our classmates were so exhausted that they slept deeply on the tube on the way back to school.

In our music lesson, we formed groups and we played Blues music on keyboards and glockenspiels. We performed in front of each other giving stars and wishes. They were cleverly played and we were all impressed with their compositions. *By Romessa and Brandon*

HEAD TEACHER'S LETTER

Dear St Cuthbert children and parents,
It might normally be a hectic PE session that would send our children into weary slumber mode, but it seems that yesterday, two hours of focussed portraiture study and drawing at the National Portrait Gallery completely exhausted out Y6 class- judging by the sleepy bodies on the tube journey back to school! I think it must have been all the thoughtful questions, thoughtful analysis and focussed drawing that we witnessed during our fantastic session. Thank you to our excellent workshop guide who inspired the children, deepened their knowledge and gave them the opportunity to further develop their portraiture drawing skills!

Having witnessed a tube full of dozing St Cuthbert Y6 pupils, I decided to ask them for their thoughts on the trip (after such dedicated focus and concentration)...

'Well, how was that trip?' I asked as we headed out of Earl's Court Tube station. These were the responses...

"I loved it!"

"It was the best!"

So a big thank you to the team of experts at the National Portrait Gallery for inspiring our Y6 pupils so incredibly positively!



Those visiting our school this week will have noticed the dazzling Christmas tree in our school foyer. Thank you to Miss Julie Burns and Miss Stephanie Davinson for setting our tree up for us so quickly and beautifully! And upstairs in our Thursday worship session yesterday, we lit our very first Advent candle – so with all this Christmas activity, our 2019 Advent season is upon us. And with Advent,

comes a wonderful opportunity for us to be helping others. In preparation for our Christingle service on Friday 13th December, we are sending home our card candles this week for you to enthusiastically make and fill. Thank you in advance for filling these with any pennies you may have. This collection will help us to support one of our three focus charities: The Children's Society <https://www.childrenssociety.org.uk/>
But now it is time for weekend, and it looks as if we may be heading for a 1°C temperature as we welcome December month on Sunday! I am guessing the scarves and woolly hats will be out...



With best wishes for a warm weekend,
Gill Putterill and the St Cuthbert Teaching

 @SCwSMPrimary



Our Phonics workshop on Tuesday was a great success.



Year 4's riveting opera workshop given by WII Opera.

Year 5's Blog

In Maths we have been doing lots of fractions. We had to compare them and we changed improper fractions into mixed numbers and mixed numbers into improper fractions. For example we worked out that: $21/5$ is 4 and $1/5$. We can now recognise mixed numbers and improper fractions, this is an example from B: $7/3$ is 2 $1/3$. For the third lesson we had to add and subtract fractions with different denominators.

In History we started a really interesting unit about the Maya Civilisation. We learnt about where they lived, we even marked it on a little map in our books. They lived in the area that we now call Central America. By the way, did you they had a god of maize (sweetcorn)?

In The Big Write we had to describe an Icelandic setting. We had to include the following language features: appeal to the senses, alliteration, similes/metaphor, personification, onomatopoeia and relative clauses.

In R.E. we had to write our own Christmas carol using different expressions how Jesus was born. We had to imagine we were writing a poem, like Christina Rossetti's 'In The Bleak Midwinter', which was originally a poem and then put to music.


In Music we learnt about Mozart: a famous composer. He started playing the piano when he was just four years old and he was born in Austria. *By Sara & Crina*



Nursery's fantastic display of the Jolly Postman.




Big Thank You to the Earls Court Co-op for donating £250 to our school.



Our beautiful Christmas tree in reception area. Thank you to everyone who contributed towards our Christmas decoration funds.

Hassan Y3

"We made clay pots from the Stone Ages. They were used for cooking and eating."



Ayman YR

"I wrote 3 letters to Santa because I like writing letters."

Mark Y1 "I made wings with different colours and glitter. Baby Jesus was born so I made wings for him."



Ali Y2 "We have been practising our songs, 'Birds Eye View' and 'A Little Bird Told Me', for our nativity play. I am going to be Joseph in the play."

Eva Y2

"In Maths we learnt about tally charts. We asked children from different classes what their favourite colour was and made tally charts about the result in our books."



Yusuf Y1 "We are doing activities about Mary, Joseph and the Angel. Our teacher Miss Mcdermott asked us to make wings."



STAR LEARNERS OF THE WEEK

Congratulations to all of you!



N	Lucile	For trying really hard in Phonics.
R	Gaia	For trying hard with her phonics in her writing.
1	Christiano	For always working so hard in his lessons and always making good choices.
2	Ali Hussein	For brilliant maths work.
3	Isabelle	For trying different ways to solve the maths challenge.
4	Amir	For fantastic and informative contribution in History.
5	Avi	For thoughtful participation in his lessons.
6	Ellias	For exemplary focus and attitude at his trip to the National Portrait Gallery.

After School Clubs



Monday	3:30-4:30 Athletics Club KS1 & KS2 3:30-4:30 Junk Modelling KS1 & KS2 3:30-4:30 Non-Contact Boxing KS1 & KS2
Tuesday	3:30 -4:30 Gardening Club Rec, KS1 & KS2 3:15 -4:15 Lego Club Nursery & Rec 3:30-4:30 Street Dance KS1 & KS2
Wednesday	3:30-4:30 Coding Club 3:30-4:30 Football Club KS1 & KS2 3:30-5:30 Cooking Club KS1
Thursday	3:30 -4:30 Homework Club 3:30-5:30 Cooking Club KS2
Friday	3:30-4:45 Art Club KS1 & KS2 2:45-4:45 Swimming Club KS1 & KS2 3:30-4:30 Judo Club KS1 & KS2

This Week's Attendance

Class	Attend
Y3	97.3%
Y1	96.7%
Y6	95.7%
Y5	93.3%
Y4	91.0%
Y2	90.9%
YR	82.9%
YN	81.2%
Total	90.9%*

* This week's low attendance is due to a high number of children being ill this week.

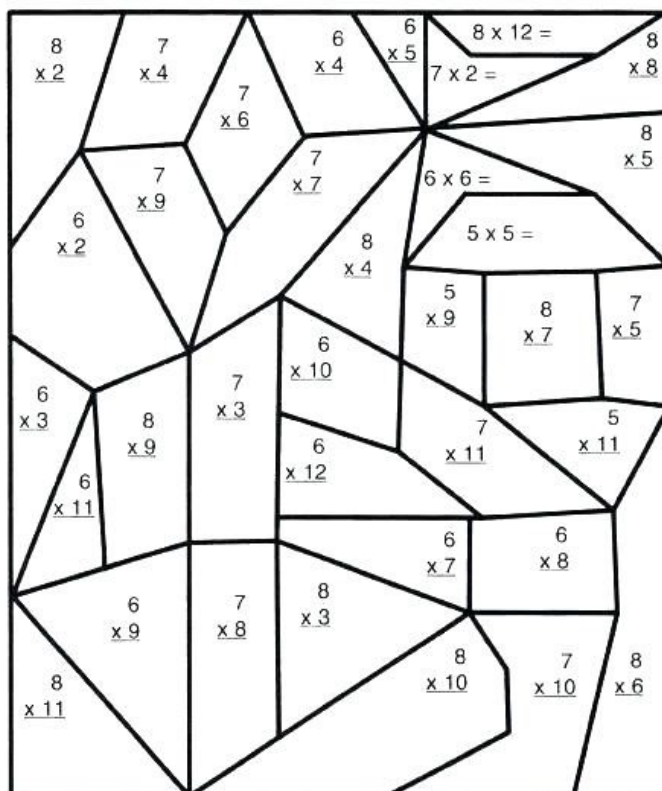
There will be ~~exciting prizes~~, for the right answer to this week's puzzle handed in on Thursday. Please write your name and answer on a separate piece of paper. **Good luck!**

Notice to Parents
Play Centre will not be open on the week beginning 16th December.


Puzzle Time

What is it? _____

Solve the equations. Color or shade in with a pencil the areas that have an odd number for the product (answer).



Answer for last week's puzzle



Well Done

Adeena Y3, Serena Y3
for getting the right answer for last week's puzzle.

Notice

All scooters must be padlocked at the scooter park. This will help them stay safe and will keep the entrance looking neat.



**ST CUTHBERT
WITH ST MATTHIAS
CHURCH OF
ENGLAND
PRIMARY SCHOOL**

Originally founded as a choir school for St Matthias Church, our school has a rich heritage of education within the context of a Christian framework.

Our school can look back at over a century of providing an excellent education for the children of our community. We have the highest expectations of each one of our children and we work to ensure that every child leaves our school having gained all the important skills and knowledge that will help them become successful in their future life.

**St Cuthbert with St
Matthias CE School**

Warwick Road
Earl's Court
London
SW5 9UE

Phone: 020 7373 8225
Fax: 020 7460 0424
E-mail:
info@scwsm.rbkc.sch.uk
www.scwsm.rbkc.sch.uk